




5-YEAR CAPITAL IMPROVEMENT PROGRAM

FY 2025-2029





Safe, Healthy, and Attractive



**CITY OF PARAMOUNT
5-YEAR CAPITAL IMPROVEMENT PROGRAM
FISCAL YEARS 2025-29**

City Council

Annette C. Delgadillo, Mayor
Peggy Lemons, Vice Mayor
Isabel Aguayo, Councilmember
Brenda Olmas, Councilmember
Vilma Cuellar Stallings, Councilmember

Interim City Attorney

Elizabeth L. Martyn

City Manager

John Moreno

Assistant City Manager

Grissel Chavez

City Clerk

Heidi Luce

**Community Services
Director**

Yecenia Guillen

Finance Director

Kim Sao

Interim Planning Director

John King

Public Safety Director

Margarita Matson

Public Works Director

Adriana Figueroa



Safe, Healthy, and Attractive

TABLE OF CONTENTS

BUDGET MESSAGE	1
CAPITAL IMPROVEMENT PROJECTS SUMMARY BY FUND	4
CAPITAL IMPROVEMENT PROJECTS BY CATEGORY	6
WATER PROJECTS	
9116 WELL #16 DESIGN/CONSTRUCTION	12
9412 WATER MAIN IMPROVEMENTS	13
9414 ADVANCED METERING INFRASTRUCTURE	14
WT01 INFRASTRUCTURE PROGRAM ASSESSMENT	15
WT02 WELL 15 VARIABLE FREQUENCY DRIVE (VFD)	16
WT03 WATER INTERCONNECTION IMPROVEMENTS	17
WT04 WATER FACILITIES INTERNET INFRASTRUCTURE UPGRADES	18
STREET/SIGNAL PROJECTS	
9132 WEST SANTA ANA BRANCH BIKEWAY PHASE IV	19
9136 ALONDRA BLVD WIDENING	20
9233 TRAFFIC SIGNAL GARFIELD/70TH	21
9235 TRAFFIC SAFETY IMPROVEMENTS	22
9237 WEST SANTA ANA BRANCH BIKEWAY PHASE III	23
9330 ARTERIAL STREET RESURFACING (2023)	24
9430 ARTERIAL STREET RESURFACING (2024)	25
9431 NEIGHBORHOOD STREET RESURFACING (2024)	26
9432 TRAFFIC SAFETY IMPROVEMENTS (2024)	27
9433 HUNSAKER TRAFFIC SAFETY IMPROVEMENT	28
9434 ALLEY IMPROVEMENTS (2024)	29
9435 MEDIAN ENHANCEMENTS	30
9438 GUARDRAIL REPAIRS	31
9530 ARTERIAL STREET RESURFACING (2025)	32
9531 NEIGHBORHOOD STREET RESURFACING (2025)	33
9532 WEST PARAMOUNT UTILITY EASEMENT MULTI-USE PATH	34
9534 ALLEY IMPROVEMENTS (2025)	35
9630 ARTERIAL STREET RESURFACING (2026)	36
9631 NEIGHBORHOOD STREET RESURFACING (2026)	37
9634 ALLEY IMPROVEMENTS (2026)	38
9730 ARTERIAL STREET RESURFACING (2027)	39
9731 NEIGHBORHOOD STREET RESURFACING (2027)	40
9734 ALLEY IMPROVEMENTS (2027)	41
9830 ARTERIAL STREET RESURFACING (2028)	42
9831 NEIGHBORHOOD STREET RESURFACING (2028)	43
9833 ROSECRANS BRIDGE REPAIR	44
9834 ALLEY IMPROVEMENTS (2028)	45
9930 ARTERIAL STREET RESURFACING (2029)	46
9931 NEIGHBORHOOD STREET RESURFACING (2029)	47
9932 WEST SANTA ANA BRANCH BIKEWAY PHASE II	48

TABLE OF CONTENTS

9934	ALLEY IMPROVEMENTS (2029)	49
ST01	STORM DRAIN IMPROVEMENTS	50
ST02	STORM DRAIN IMPROVEMENTS	51
ST03	TRAFFIC CIRCLE INSTALLATION	52
ST04	CURB ADDRESS PAINTING	53
ST05	ORANGE STREET IMPROVEMENTS	54
PARK PROJECTS		
9254	PARAMOUNT PARK PLAYGROUND	55
9258	DILLS PARK COMMUNITY ORCHARD	56
9259	DILLS PARK RENOVATION	57
9265	GYM IMPROVEMENTS	58
9268	MARIPOSA CLASSROOM CONVERSION DESIGN	59
9350	ALL-AMERICAN PARK PLAYGROUND REPLACEMENT	60
9351	PROGRESS PARK PLAYGROUND REPLACEMENT	61
9352	PROGRESS PLAZA EXTERIOR IMPROVEMENTS	62
9358	SPANE PARK FACILITY IMPROVEMENTS	63
9450	PARAMOUNT MONUMENT SIGN	64
9451	IRRIGATION VALVE UPGRADES	65
9452	PARK LANDSCAPE IMPROVEMENTS	66
9454	PARAMOUNT PARK ENTRY IMPROVEMENT	67
9455	ALL-AMERICAN PARK PICNIC SHELTER REPLACEMENT	68
9457	PARAMOUNT GYM IMPROVEMENTS	69
9460	PARK DEVELOPMENT CONCEPT	70
9461	DILLS PARK PLAYGROUND REPLACEMENT	71
9462	SOMERSET RANCH POCKET PARK DESIGN	72
9463	ALL AMERICAN PARK ACTIVITY CENTER CONCEPTUAL DESIGN	73
9464	PARAMOUNT PARK COMMUNITY CENTER RENOVATION & EXPANSION	74
9477	VETERANS MEMORIAL RENOVATION	75
9575	"COME ON, DAD!" ART PIECE	76
PK01	GARFIELD PARK PLAYGROUND REPLACEMENT	77
PK02	MEADOWS PARK PLAYGROUND REPLACEMENT	78
PK03	DILLS PARK SOUTH FIELD PLAYGROUND REPLACEMENT PARAMOUNT	79
PK04	PARK EAST PLAYGROUND REPLACEMENT	80
PK05	PROGRESS PLAZA KITCHEN RENOVATION	81
PK06	PROGRESS PLAZA BOARDROOM AV SYSTEM & FURNITURE REPLACEMENT	82
PK07	PROGRESS PARK BALLFIELD RENOVATIONS	83
PK08	MARIPOSA ASH TREE LIGHTS	84
PK09	PARAMOUNT PARK BALLFIELD RENOVATIONS	85
PK10	PARAMOUNT PARK EXERCISE EQUIPMENT REPLACEMENT	86
PK11	SALUD PARK EXERCISE EQUIPMENT REPLACEMENT	87
PK12	SALUD PARK VOLLEYBALL COURT RENOVATION	88
PK13	SALUD PARK EXERCISE TRACK AND ARTIFICIAL FIELD RENOVATIONS	89
PK14	ALL-AMERICAN PARK PICNIC SHELTER	90

TABLE OF CONTENTS

PK15	ALL-AMERICAN PARK FITNESS EQUIPMENT RENOVATION	91
PK16	VILLAGE PARK OUTDOOR BASKETBALL COURT & LIGHTING RENOVATION	92
PK17	VILLAGE SKATEPARK RENOVATIONS	93
PK18	CLEARWATER BOARDROOM AV SYSTEM	94
PK19	CLEARWATER BOARDROOM	95
PK20	ORANGE SPLASH PAD RESTROOM RENOVATION	96
PK21	ORANGE SPLASH PAD EQUIP AND HARDSCAPE RENOVATIONS	97
PK22	DILLS PARK EXERCISE EQUIPMENT REPLACEMENT	98
PK23	DILLS PARK NATIVE PLANT RESTORATION	99
PK24	MEADOWS PARK PICNIC SHELTER RENOVATION	100
PK25	ROOSEVELT BALLFIELD LIGHTS REPLACEMENT	101
PK26	PARAMOUNT HIGH SCHOOL WEST BALLFIELD LIGHTS REPLACEMENT	102
PK27	ALONDRA BALLFIELD LIGHTS REPLACEMENT	103
PK28	PARAMOUNT SAW COMMUNITY MEETING ROOM/MUSEUM DEVELOPMENT	104
PK29	CENTURY GREENWAY PARK	105
PK30	UPGRADE HAY TREE LIGHTING	106
MISCELLANEOUS PROJECTS		
9274	EMERGENCY OPERATIONS EQUIPMENT	107
9276	CIVIC CENTER FOUNTAIN UPGRADE	108
9374	CITY HALL LANDSCAPE & IRRIGATION REPAIRS	109
9375	CITY YARD RESTROOM RENOVATION	110
9381	BUS BENCHES & TRASH CANS	111
9386	CITY HALL PLANNING DEPARTMENT IMPROVEMENT	112
9387	CITY HALL PARKING LOT	113
9470	SUBSTATION ROOF REPLACEMENT	114
9473	SUBSTATION FLOORING REPLACEMENT	115
9475	CITY YARD RENOVATION	116
9476	CITY YARD GYM IMPROVEMENT	117
9478	CITY YARD FURNITURE REPLACEMENT	118
9479	COUNCIL CHAMBER IMPROVEMENTS	119
9480	CLEARWATER BLDG INTERIOR IMPROVEMENTS	120
9481	PROPERTY PURCHASE (16471 PARAMOUNT)	121
9483	CITY COUNCIL AMERICAN RESCUE PLAN ACT (ARPA) FUND	122
9484	BUSINESS ATTRACTIONS	123
9485	15101 PARAMOUNT BLVD PROJECT	124
9486	ELECTRONIC MESSAGE BOARDS	125
9487	CITY HALL ELECTRICAL UPGRADES	126
9488	CITY HALL LOBBY REDESIGN	127
9571	ENTERPRISE RESOURCE PLANNING (ERP) SYSTEM UPGRADE	128
9572	BANNER POLE INSTALLATION	129
MI01	OUTDOOR RESTROOM RENOVATION - ALL AMERICAN PARK	130
MI02	OUTDOOR RESTROOM RENOVATION - ALONDRA AND ROOSEVELT	131
MI03	OUTDOOR RESTROOM RENOVATION - DILLS PARK	132

TABLE OF CONTENTS

MI04	IRRIGATION SYSTEM UPGRADES	133
MI05	AFFORDABLE HOUSING 16638-16675 PARAMOUNT	134
MI06	ROOF REPLACEMENT - PARAMOUNT GYM	135
MI07	ROOF REPLACEMENT - MARIPOSA	136
MI08	ROOF REPLACEMENT - CITY YARD BACK BUILDINGS	137
MI09	CITY HALL PATIO DECK REPAIRS	138
MI10	FLOORING REPLACEMENT - CITY HALL TILE	139
MI11	FLOORING REPLACEMENT - CITY HALL CARPET	140
MI12	BUILDING REPAINTING - MARIPOSA BUILDING	141
MI13	BUILDING REPAINTING - CLEARWATER	142
MI14	BUILDING REPAINTING - CITY YARD	143
MI15	BUILDING REPAINTING - CITY HALL	144
MI16	BUILDING REPAINTING - SPANE PARK	145
MI17	DOWNTOWN ELECTRICAL UPGRADES	146
MI19	EXTERIOR STAIR REPLACEMENT	147
MI20	CITY YARD BACK BUILDING SECOND FLOOR REINFORCEMENT	148
MI22	CITY FACILITY SECURITY CAMERA AND ALARM UPGRADES	149
MI23	CITY STORAGE LOT SECURITY UPGRADES	150
MI24	DILLS PARK IRRIGATION REPAIRS	151
SUSTAINABILITY PROJECTS		
9295	SPANE PARK STORMWATER CAPTURE	152
9391	PROGRESS PARK EXTERIOR LIGHTING REPLACEMENT	153
9393	EV CHARGING STATIONS EDISON CHARGE READY PROGRAM	154
9491	PARAMOUNT POOL HEATER CONVERSION	155
9492	LIGHTING CONTROL SYSTEM	156
9493	WILLDAN ENERGY AUDIT PROJECT	157
SU01	LED LIGHTING CONVERSION	158
SU02	DRYWELL INSTALLATION - MEADOWS AND VILLAGE PARKS	159
SU03	DRYWELL INSTALLATION - GARFIELD AND PEQUENO PARKS	160
SU04	ENERGY EFFICIENCY UPGRADES	161
SU05	LIGHTING CONTROL SYSTEM	162
SU06	LIGHTING CONTROL SYSTEM FOR THE SUBSTATION	163
SU07	HVAC CONTROL SYSTEM	164

CAPITAL IMPROVEMENT PROGRAM BUDGET MESSAGE

Honorable Mayor and Members of the City Council,

I am pleased to present the City of Paramount's Capital Improvement Program (CIP) Budget for the 5-year period of Fiscal Year ("FY") 2024-25 to FY 2028-29. This is the City's first official long-term CIP document. While the City has always been committed to investing in its infrastructure by allotting funds and resources to complete major capital projects, the Council recognizes the importance and value in transparency with having a long-term capital improvement planning document in place.

Capital Planning is one of the best practices recommended by the Government Finance Officer's Association (GFOA). GFOA recommends that governments prepare and adopt comprehensive, fiscally sustainable, and multi-year capital plans to ensure effective management of capital assets. Over the past few years, the City's need for infrastructure improvement has grown dramatically from 9 projects funded in FY 2020 to 93 projects funded in FY 2025, leaving approximately 107 identified projects unfunded. With limited budgets, projects often compete for funding sources to gain as much as possible for themselves.

This capital plan allows staff to identify and prioritize the anticipated needs in alignment with the strategic plan. It establishes the project scope and cost, details estimated funding from various sources, and forecasts future operating and maintenance expenses. Projects are assessed on financial impact, capital priority, and their alignment with City Council goals and priorities to be included in the five-year plan.

This CIP document reflects staff's thorough review and assessment, serving as a multi-year roadmap for the City's ongoing commitment to maintaining, enhancing, and developing infrastructure to meet the needs of the community. This is a living document and is a snapshot in time. It creates a focused plan that strengthens the City's long-term financial management, ensuring the City's infrastructure needs are met within available resources.

CIP Process Overview

During each budget cycle, City staff assembles a list of capital improvement program projects for the next fiscal year. After the City Council approves the CIP, the Public Works Department is responsible for managing and carrying out projects, and when appropriate, collaborates with other departments to facilitate and manage some capital projects. Projects will go through one or more of these phases, though not necessarily in the order listed.

1. **Budgeting** - Appropriates funds based on projects designated for funding by the Council through adoption of the Budget document.

2. **Procurement** – Selecting and acquiring qualified contactors, consultants, and experts through competitive bidding or other methods to ensure the best value and expertise for the project.
3. **Design** – Preliminary and final design, plan, and specification preparation, and construction cost estimation.
4. **Construction** - Construction of the infrastructure/facility improvements.
5. **Construction Management** - Contract project management & inspection, soils & material tests, other support services during construction.
6. **Equipment Acquisitions** - Vehicles, heavy machinery, computers, office furnishings, and other equipment items acquired and installed independently from construction contracts.
7. **Debt Service** – When necessary, the City will finance the projects. Installment payments of principal and interest for completed projects funded through debt financing. Expenditures for this project phase are included in the Debt Service section of the Financial Plan.

Content and Format of the CIP Budget

This CIP document includes estimated carryovers from FY 2023-24, FY 2024-25 adopted appropriations, and anticipated CIP amounts for four additional fiscal years through FY 2028-29. This CIP document supplements the FY 2024-25 adopted budget by providing project details and the projected spending plan for the next five years. It is updated annually and the first year of the plan will serve as the current year's capital budget. This document includes summaries and individual pages for each project, its scope, funding source(s) if identified, and projected project total.

FY 2024-25 Adopted Capital Improvement Project Budget

The revised capital improvement project budget for FY 2023-24 is \$59,058,147. Many of these projects that were not completed will continue to next year with their unspent budget carried over to FY 2024-25. The City's FY 2024-25 Adopted Budget includes new budget appropriation of \$14,297,200 for capital improvement projects with additional four years of projections through FY 2028-29. When incorporating the estimated unspent budget carryover from FY 2023-24, the current FY 2024-25 CIP budget totals approximately \$73 million and approximately \$168 million over a five-year plan, which include unfunded projects. The adopted FY 2024-25 CIP appropriations by the City Council are reflected in this document and signifies the Council's approval of the current CIP plan.

The major funding sources that make up the CIP budget include \$21.7 million from General Fund, \$38.4 million from various grant funds, \$12.0 million from the Water Fund and \$1.0 million from the Equipment Replacement Fund.

The CIP includes improvements to arterial street corridors and neighborhood streets, and traffic signal hardware upgrades. Additionally, funding has been set aside to continue improving our parks and public facilities while handling vital maintenance needs. Efforts will continue with the design of several large infrastructure projects in the coming years and projects that will better serve our community. This includes improved community facilities, roadway and highway safety improvements, as well as the West Santa Ana bikeway trail that will ultimately connect the Los Angeles River and San Gabriel River.

Fiscal Year 2023-24 Capital Improvement Project Accomplishments

Staff takes great pride in the completion of various projects that positively impact the lives of the Paramount community during the past fiscal year.

There were several notable achievements during FY 2024, which include the following:

- Paramount Park outdoor restroom renovation
- Installation of a portable restroom at Salud Park
- Playground equipment replacement and resurfacing at:
 - All-American Park
 - Progress Park
 - Dills Park
- Paramount Pool interior upgrades
- Traffic signal installation at Alondra Boulevard and Passage Avenue
- Extension of the reclaimed water line on Lakewood Boulevard for median irrigation
- Neighborhood street resurfacing
- Curb address painting
- City Hall boiler replacement
- Installation of monitoring wells at Well 16 - requested by the State Water Board

Overall, it was a very productive year with capital improvement projects.

Moving forward, we intend to update the CIP document annually and present it to the City Council as part of the budget adoption process. The 5-year plan will be prepared based on the established City Council priorities and objectives for the capital improvement program.

Respectfully submitted this 12th day of November, 2024.



John Moreno
City Manager

Capital Improvement Projects Summary by Fund

Funding Source	FY 24 Budget	FY 24-25 Adopted	FY 25-26 Estimate	FY 26-27 Estimate	FY 27-28 Estimate	FY 28-29 Estimate	Total
112 - Capital Projects Fund	13,500,361	2,606,800	6,175,000	2,125,000	355,000	110,000	24,872,161
112 - Capital Projects Fund (ARPA)	4,971,916	1,700,000	-	-	-	-	6,671,916
211 - Comm Dev Block Grant (CDBG)	528,300	415,000	415,000	415,000	415,000	415,000	2,603,300
214 - Paramount Housing Authority	-	300,000	-	-	-	-	300,000
225 - AB2766 Subvention	25,000	-	-	-	-	-	25,000
227 - Road Maint & Repair Act (RMRA)	1,432,400	1,250,000	1,250,000	1,250,000	1,250,000	1,250,000	7,682,400
231 - Proposition A	400,000	-	-	-	-	-	400,000
232 - Proposition C	2,149,229	1,000,000	1,000,000	1,000,000	1,000,000	1,000,000	7,149,229
233 - Measure R	498,100	1,750,000	825,000	675,000	675,000	675,000	5,098,100
234 - Measure M	1,697,717	400,000	1,400,000	400,000	400,000	400,000	4,697,717
235 - Measure A (Safe Clean Parks)	2,133,950	-	250,000	350,000	280,000	300,000	3,313,950
289 - Measure W	335,530	515,000	8,115,000	4,730,000	5,500,000	-	19,195,530
290 - Storm Drain	-	200,000	100,000	200,000	100,000	-	600,000
292 - Public Art	285,250	100,000	-	-	-	-	385,250
293 - Public Access Fees	-	150,000	-	-	-	-	150,000
296 - Federal (Lucille Roybal-Allard)	350,000	-	-	-	-	-	350,000
296 - Highway Safety Improvement Projects	1,595,680	-	-	-	-	-	1,595,680
296 - Other Grants	-	950,000	6,422,213	-	-	-	7,372,213
296 - Port of Long Beach	200,000	-	-	-	-	-	200,000
296 - Rivers and Mountains Conservancy	1,224,972	1,175,200	-	-	-	-	2,400,172
296 - Water Resources Development Act	-	200,000	-	-	-	-	200,000
296-ATP Cycle 6	-	775,000	8,886,000	-	-	-	9,661,000
296-Caltrans ATP-SB1	3,078,000	-	-	-	-	-	3,078,000
296-Caltrans PLBP	2,000,000	-	-	-	-	-	2,000,000
296-CNRA - California Natural Resources Agency	2,700,350	-	-	-	-	-	2,700,350
296-CPRS - Rendon Grant #2	3,100,000	-	-	-	-	-	3,100,000
296-EA - Early Action Metro	800,000	-	1,500,000	1,365,000	-	-	3,665,000
296-Highway Bridge Repair	1,001,000	-	-	-	-	-	1,001,000
296-Metro Measure R	800,000	-	-	-	-	-	800,000
296-P68 - Proposition 68	849,772	-	-	-	-	-	849,772
296-State Department of Parks and Rec	2,000,000	-	-	-	-	-	2,000,000
297 - Community Benefit Agreement	-	400,000	-	-	-	-	400,000
297 - Community Benefit Agreement (Go Store It)	200,000	-	-	-	-	-	200,000
297 - Community Benefit Agreement (World Energy)	260,200	170,200	500,000	-	-	-	930,400
511 - B of A Loan	11,236,354	-	-	-	-	-	11,236,354
511 - Paramount Municipal Water	599,800	140,000	905,000	70,000	805,000	-	2,519,800
521 - Equipment Replacement	804,266	100,000	740,000	500,000	300,000	100,000	2,544,266
Unf - Unfunded	-	-	7,625,000	2,340,000	10,181,500	7,810,000	27,956,500
Grand Total by Fund	60,758,147	14,297,200	46,108,213	15,420,000	21,261,500	12,060,000	169,905,060

Capital Improvement Projects by Category

Project	FY 24 Budget	FY 24-25 Adopted	FY 25-26 Estimate	FY 26-27 Estimate	FY 27-28 Estimate	FY 28-29 Estimate	Total
Miscellaneous Projects							
[9274] Emergency Operations Equipment	220,000	-	-	-	-	-	220,000
[9276] Civic Center Fountain Upgrade	465,000	1,200,000	-	-	-	-	1,665,000
[9277] Clearwater A/V System Replacement	144,750	-	-	-	-	-	144,750
[9279] City Yard Access System	18,400	-	-	-	-	-	18,400
[9280] City Hall Conference Room Upgrade	154,316	-	-	-	-	-	154,316
[9370] Paramount Park Roof Replacement	55,416	-	-	-	-	-	55,416
[9373] City Hall Restroom Renovations	76,000	-	-	-	-	-	76,000
[9374] City Hall Landscape & Irrigation Repairs	175,000	-	-	-	-	-	175,000
[9375] City Yard Restroom Renovation	446,500	-	-	-	-	-	446,500
[9379] Community Center A/V	55,000	-	-	-	-	-	55,000
[9380] Mariposa A/V Replacement	60,000	-	-	-	-	-	60,000
[9381] Bus Benches & Trash Cans	400,000	-	-	-	-	-	400,000
[9382] City Hall Furniture Replacement	94,266	-	-	-	-	-	94,266
[9385] Perimeter Wall on 70th Street	177,550	-	-	-	-	-	177,550
[9386] City Hall Planning Department Improvement	25,821	-	2,000,000	-	-	-	2,025,821
[9387] City Hall Parking Lot	1,184,568	400,000	-	-	-	-	1,584,568
[9389] Senior Housing 16638-16675 Paramount	1,700,000	-	-	-	-	-	1,700,000
[9470] Substation Roof Replacement	462,200	-	-	-	-	-	462,200
[9471] Neighborhood Enhancement Program (2024)	191,200	-	-	-	-	-	191,200
[9472] Paramount Paints Program	90,000	-	-	-	-	-	90,000
[9473] Substation Flooring Replacement	76,450	-	-	-	-	-	76,450
[9474] Substation Bldg Interior/Exterior Painting	70,000	-	-	-	-	-	70,000
[9475] City Yard Renovation	100,000	-	-	1,500,000	-	-	1,600,000
[9476] City Yard Gym Improvement	100,000	-	1,000,000	-	-	-	1,100,000
[9478] City Yard Furniture Replacement	500,000	-	-	-	-	-	500,000
[9479] Council Chamber Improvements	150,000	150,000	-	-	-	-	300,000
[9480] Clearwater Bldg Interior Improvements	150,000	-	-	-	-	-	150,000
[9481] Property Purchase (16471 Paramount)	660,000	-	-	-	-	-	660,000
[9482] Paramount Saw / Museum Project	2,063,000	-	-	-	-	-	2,063,000
[9483] City Council American Rescue Plan Act (ARPA) Fund	1,500,000	-	-	-	-	-	1,500,000
[9484] Business Attractions	566,916	-	-	-	-	-	566,916
[9485] 15101 Paramount Blvd Project	277,600	-	-	-	-	-	277,600
[9486] Electronic Message Boards	75,000	-	500,000	-	-	-	575,000
[9487] City Hall Electrical Upgrades	100,000	500,000	500,000	-	-	-	1,100,000
[9488] City Hall Lobby Redesign	80,000	-	-	-	800,000	-	880,000
[9489] Friday Night Market Lights	50,000	-	-	-	-	-	50,000
[9571] Enterprise Resource Planning (ERP) System Upgrade2	-	100,000	400,000	300,000	100,000	100,000	1,000,000
[9572] Banner Pole Installation2	-	215,000	-	-	-	-	215,000
[MI01] Outdoor Restroom Renovation - All American Park	-	-	125,000	-	-	-	125,000
[MI02] Outdoor Restroom Renovation - Alondra and Roosevelt	-	-	-	50,000	-	-	50,000
[MI03] Outdoor Restroom Renovation - Dills Park	-	-	-	-	50,000	-	50,000
[MI04] Irrigation System Upgrades	-	-	200,000	-	-	-	200,000

Capital Improvement Projects by Category

Project	FY 24 Budget	FY 24-25 Adopted	FY 25-26 Estimate	FY 26-27 Estimate	FY 27-28 Estimate	FY 28-29 Estimate	Total
[MI05] Affordable Housing 16638-16675 Paramount	-	2,000,000	-	-	-	-	2,000,000
[MI06] Roof Replacement - Paramount Gym	-	-	500,000	-	-	-	500,000
[MI07] Roof Replacement - Mariposa	-	-	75,000	-	-	-	75,000
[MI08] Roof Replacement - City Yard Back Buildings	-	-	-	400,000	-	-	400,000
[MI09] City Hall Patio Deck Repairs	-	-	25,000	-	-	-	25,000
[MI10] Flooring Replacement - City Hall Tile	-	-	250,000	-	-	-	250,000
[MI11] Flooring Replacement - City Hall Carpet	-	-	250,000	-	-	-	250,000
[MI12] Building Repainting - Mariposa Building	-	-	100,000	-	-	-	100,000
[MI13] Building Repainting - Clearwater	-	-	-	100,000	-	-	100,000
[MI14] Building Repainting - City Yard	-	-	-	-	60,000	-	60,000
[MI15] Building Repainting - City Hall	-	-	-	-	60,000	-	60,000
[MI16] Building Repainting - Spane Park	-	-	-	-	-	100,000	100,000
[MI17] Downtown Electrical Upgrades	-	400,000	-	-	-	-	400,000
[MI19] Exterior Stair Replacement	-	-	200,000	-	-	-	200,000
[MI20] City Yard Back Building Second Floor Reinforcement	-	-	720,000	-	-	-	720,000
[MI22] City Facility Security Camera and Alarm Upgrades	-	-	500,000	500,000	-	-	1,000,000
[MI23] City Storage Lot Security Upgrades	-	-	150,000	-	-	-	150,000
[MI24] Dills Park Irrigation Repairs	-	300,000	-	-	-	-	300,000
Miscellaneous Projects Total	12,714,953	5,265,000	7,495,000	2,850,000	1,070,000	200,000	29,594,953

Capital Improvement Projects by Category

Project	FY 24 Budget	FY 24-25 Adopted	FY 25-26 Estimate	FY 26-27 Estimate	FY 27-28 Estimate	FY 28-29 Estimate	Total
Park Projects							
[9254] Paramount Park Playground	322,000	-	-	-	-	-	322,000
[9258] Dills Park Community Orchard	3,090,000	-	-	-	-	-	3,090,000
[9259] Dills Park Renovation	2,093,372	-	-	-	-	-	2,093,372
[9265] Gym Improvements	50,000	-	-	-	-	-	50,000
[9268] Mariposa Classroom Conversion Design	277,500	10,000	-	-	-	-	287,500
[9350] All-American Park Playground Replacement	289,400	-	-	-	-	-	289,400
[9351] Progress Park Playground Replacement	173,000	-	-	-	-	-	173,000
[9352] Progress Plaza Exterior Improvements	1,896,445	-	-	-	-	-	1,896,445
[9354] Paramount Pool Interior Upgrades	317,770	-	-	-	-	-	317,770
[9356] Paramount Park Outdoor Restroom Renovation	33,957	-	-	-	-	-	33,957
[9357] Salud Park Portable Restroom	33,518	-	-	-	-	-	33,518
[9358] Spane Park Facility Improvements	415,000	-	-	300,000	2,300,000	-	3,015,000
[9450] Park Monument Sign	195,000	-	215,000	215,000	215,000	-	840,000
[9451] Irrigation Valve Upgrades	35,000	-	-	-	-	-	35,000
[9452] Park Landscape Improvements	35,000	-	-	-	-	-	35,000
[9454] Paramount Park Entry Improvement	99,500	-	-	-	-	-	99,500
[9455] All-American Park Picnic Shelter Replacement	120,000	-	-	-	-	-	120,000
[9457] Paramount Gym Improvements	100,000	-	-	-	-	-	100,000
[9459] Park Facility Security Enhancement	80,000	-	-	-	-	-	450,000
[9460] Park Development Concept	285,000	-	-	-	-	-	285,000
[9461] Dills Park Playground Replacement	251,450	-	-	-	-	-	251,450
[9462] Somerset Ranch Pocket Park Design	47,500	-	-	300,000	-	-	347,500
[9463] All American Park Activity Center Conceptual Design	50,000	-	-	-	-	6,500,000	6,550,000
[9464] Paramount Park Community Center Renovation & Expan	15,000	950,000	8,122,213	-	-	-	9,087,213
[9477] Veterans Memorial Renovation	497,750	-	-	-	-	-	497,750
[9575] "Come On, Dad!" Art Piece	-	70,000	-	-	-	-	70,000
[PK01] Garfield Park Playground Replacement	-	-	250,000	-	-	-	250,000
[PK02] Meadows Park Playground Replacement	-	-	250,000	-	-	-	250,000
[PK03] Dills Park South Field Playground Replacement	-	-	250,000	-	-	-	250,000
[PK04] Paramount Park East Playground Replacement	-	-	-	350,000	-	-	350,000
[PK05] Progress Plaza Kitchen Renovation	-	-	-	340,000	-	-	340,000
[PK06] Progress Plaza Boardroom AV System & Furniture Repl.	-	-	100,000	-	-	-	100,000
[PK07] Progress Park Ballfield Renovations	-	-	-	-	-	-	0
[PK08] Mariposa Ash Tree Lights	-	-	-	-	-	20,000	20,000
[PK09] Paramount Park Ballfield Renovations	-	-	-	-	-	-	0
[PK10] Paramount Park Exercise Equipment Replacement	-	-	-	-	80,000	-	80,000
[PK11] Salud Park Exercise Equipment Replacement	-	-	140,000	-	-	-	140,000
[PK12] Salud Park Volleyball Court Renovation	-	-	-	400,000	-	-	400,000
[PK13] Salud Park Exercise Track and Artificial Field Renovations	-	-	-	-	2,800,000	-	2,800,000
[PK14] All-American Park Picnic Shelter	-	-	160,000	-	-	-	160,000
[PK15] All-American Park Fitness Equipment Renovation	-	-	-	-	-	80,000	80,000

Capital Improvement Projects by Category

Project	FY 24 Budget	FY 24-25 Adopted	FY 25-26 Estimate	FY 26-27 Estimate	FY 27-28 Estimate	FY 28-29 Estimate	Total
[PK16] Village Park Outdoor Basketball Court & Lighting Renova	-	-	-	-	200,000	-	200,000
[PK17] Village Skatepark Renovations	-	-	-	-	-	240,000	240,000
[PK18] Clearwater Boardroom AV System	-	-	50,000	-	-	-	50,000
[PK19] Clearwater Boardroom	-	-	50,000	-	-	-	50,000
[PK20] Orange Splash Pad Restroom Renovation	-	-	-	-	-	220,000	220,000
[PK21] Orange Splash Pad Equip and Hardscape Renovations	-	-	-	-	200,000	-	200,000
[PK22] Dills Park Exercise Equipment Replacement	-	-	-	200,000	-	-	200,000
[PK23] Dills Park Native Plant Restoration	-	-	110,000	110,000	110,000	110,000	440,000
[PK24] Meadows Park Picnic Shelter Renovation	-	-	50,000	-	-	-	50,000
[PK25] Roosevelt Ballfield Lights Replacement	-	-	-	-	821,500	-	821,500
[PK26] Paramount High School West Ballfield Lights Replacemer	-	-	-	-	950,000	-	950,000
[PK27] Alondra Ballfield Lights Replacement	-	-	-	-	-	900,000	900,000
[PK28] Paramount Saw Community Meeting Room/Museum De	-	152,000	-	-	-	-	152,000
[PK29] Century Greenway Park	-	-	1,490,000	-	-	-	1,490,000
[PK30] Upgrade Hay Tree Lighting	-	-	-	-	30,000	-	30,000
Park Projects Total	10,803,162	1,182,000	11,237,213	2,215,000	7,706,500	8,070,000	41,583,875

Capital Improvement Projects by Category

Project	FY 24 Budget	FY 24-25 Adopted	FY 25-26 Estimate	FY 26-27 Estimate	FY 27-28 Estimate	FY 28-29 Estimate	Total
Street/Signal Projects							
[9132] West Santa Ana Branch Bikeway Phase IV	2,795,350	-	-	-	-	-	2,795,350
[9136] Alondra Blvd Widening	600,000	-	1,500,000	1,365,000	-	-	3,465,000
[9232] Traffic Signal Alondra/Passage	433,821	-	-	-	-	-	433,821
[9233] Traffic Signal Garfield/70th	530,000	-	-	-	-	-	530,000
[9235] Traffic Safety Improvements	644,985	-	-	-	-	-	644,985
[9237] West Santa Ana Branch Bikeway Phase III	1,224,972	1,175,200	-	-	-	-	2,400,172
[9238] Reclaim Water Extension Lakewood	8,800	-	-	-	-	-	8,800
[9330] Arterial Street Resurfacing (2023)	566,529	-	-	-	-	-	566,529
[9331] Neighborhood Street Resurfacing (2023)	594,150	-	-	-	-	-	594,150
[9333] Curb Address Painting	-	-	-	-	-	-	0
[9430] Arterial Street Resurfacing (2024)	1,563,700	-	-	-	-	-	1,563,700
[9431] Neighborhood Street Resurfacing (2024)	1,322,150	-	-	-	-	-	1,322,150
[9432] Traffic Safety Improvements (2024)	1,119,000	-	-	-	-	-	1,119,000
[9433] Hunsaker Traffic Safety Improvement	348,350	-	-	-	-	-	348,350
[9434] Alley Improvements (2024)	488,300	-	-	-	-	-	488,300
[9435] Median Enhancements	258,200	1,150,000	1,150,000	100,000	-	-	2,658,200
[9438] Guardrail Repairs	50,000	-	-	-	-	-	50,000
[9530] Arterial Street Resurfacing (2025)2	-	1,400,000	-	-	-	-	1,400,000
[9531] Neighborhood Street Resurfacing (2025)2	-	1,850,000	-	-	-	-	1,850,000
[9532] West Paramount Utility Easement Multi-Use Path	-	775,000	8,886,000	-	-	-	9,661,000
[9534] Alley Improvements (2025)2	-	415,000	-	-	-	-	415,000
[9630] Arterial Street Resurfacing (2026)2	-	-	1,400,000	-	-	-	1,400,000
[9631] Neighborhood Street Resurfacing (2026)2	-	-	1,850,000	-	-	-	1,850,000
[9634] Alley Improvements (2026)2	-	-	490,000	-	-	-	490,000
[9730] Arterial Street Resurfacing (2027)2	-	-	-	1,400,000	-	-	1,400,000
[9731] Neighborhood Street Resurfacing (2027)2	-	-	-	1,850,000	-	-	1,850,000
[9734] Alley Improvements (2027)2	-	-	-	490,000	-	-	490,000
[9830] Arterial Street Resurfacing (2028)2	-	-	-	-	1,400,000	-	1,400,000
[9831] Neighborhood Street Resurfacing (2028)2	-	-	-	-	1,850,000	-	1,850,000
[9833] Rosecrans Bridge Repair	2,020,000	-	-	-	-	-	2,020,000
[9834] Alley Improvements (2028)2	-	-	-	-	490,000	-	490,000
[9930] Arterial Street Resurfacing (2029)2	-	-	-	-	-	1,400,000	1,400,000
[9931] Neighborhood Street Resurfacing (2029)2	-	-	-	-	-	1,850,000	1,850,000
[9932] West Santa Ana Branch Bikeway Phase II	8,075,241	-	-	-	-	-	8,075,241
[9934] Alley Improvements (2029)2	-	-	-	-	-	490,000	490,000
[ST01] Storm Drain Improvements	-	200,000	1,900,000	-	-	-	2,100,000
[ST02] Storm Drain Improvements	-	-	-	200,000	1,900,000	-	2,100,000
[ST03] Traffic Circle Installation	-	-	-	-	-	-	0
[ST04] Curb Address Painting	-	-	-	-	-	50,000	50,000
[ST05] Orange Street Improvements	-	-	1,150,000	-	-	-	1,150,000
Street/Signal Projects Total	22,643,548	6,965,200	18,326,000	5,405,000	5,640,000	3,790,000	62,769,748

Capital Improvement Projects by Category

Project	FY 24 Budget	FY 24-25 Adopted	FY 25-26 Estimate	FY 26-27 Estimate	FY 27-28 Estimate	FY 28-29 Estimate	Total
Sustainability Projects							
[9294] HVAC/Condensing Unit Repl Paramount Gym	97,000	-	-	-	-	-	97,000
[9295] Spane Park Stormwater Capture	335,530	100,000	7,700,000	4,730,000	5,500,000	-	18,365,530
[9298] City Hall Boiler Replacement	20,000	-	-	-	-	-	20,000
[9391] Progress Park Exterior Lighting Replacement	245,000	-	-	-	-	-	245,000
[9393] EV Charging Stations Edison Charge Ready Program	25,000	-	-	-	-	-	25,000
[9490] LED Lighting Conversion	87,950	-	-	-	-	-	87,950
[9491] Paramount Pool Heater Conversion	115,000	-	-	-	-	-	115,000
[9492] Lighting Control System	250,000	-	-	-	-	-	250,000
[9493] Willdan Energy Audit Project	1,584,850	-	-	-	-	-	1,584,850
[SU01] LED Lighting Conversion	-	-	-	75,000	-	-	75,000
[SU02] Drywell Installation - Meadows and Village Parks	-	415,000	-	-	-	-	415,000
[SU03] Drywell Installation - Garfield and Pequeno Parks	-	-	415,000	-	-	-	415,000
[SU04] Energy Efficiency Upgrades	-	-	-	75,000	-	-	75,000
[SU05] Lighting Control System	-	-	30,000	-	-	-	30,000
[SU06] Lighting Control System for the Substation	-	-	-	-	40,000	-	40,000
[SU07] HVAC Control System	-	-	-	-	500,000	-	500,000
Sustainability Projects Total	2,760,330	515,000	8,145,000	4,880,000	6,040,000	-	22,340,330

Capital Improvement Projects by Category

Project	FY 24 Budget	FY 24-25 Adopted	FY 25-26 Estimate	FY 26-27 Estimate	FY 27-28 Estimate	FY 28-29 Estimate	Total
Water Projects							
[9116] Well #16 Design/Construction	285,000	170,000	-	-	-	-	455,000
[9410] Installation of Services & Hydrants (2024)	100,000	-	-	-	-	-	100,000
[9411] Annual Valve Replacement (2024)	25,000	-	-	-	-	-	25,000
[9412] Water Main Improvements	65,000	-	805,000	70,000	805,000	-	1,745,000
[9413] Monitoring Wells Installation	124,800	-	-	-	-	-	124,800
[9414] Advanced Metering Infrastructure	11,236,354	-	-	-	-	-	11,236,354
[WT01] Infrastructure Program Assessment	-	200,000	-	-	-	-	200,000
[WT02] Well 15 Variable Frequency Drive (VFD)	-	-	100,000	-	-	-	100,000
[WT03] Water Interconnection Improvements	-	-	-	-	-	-	0
[WT04] Water Facilities Internet Infrastructure Upgrades	-	-	-	-	-	-	0
Water Projects Total	11,836,154	370,000	905,000	70,000	805,000	-	13,986,154
Grand Total by Category	60,758,147	14,297,200	46,108,213	15,420,000	21,261,500	12,060,000	170,275,060

WELL #16 DESIGN/CONSTRUCTION

CIP # 9116

Project Description

Drilling and construction of new drinking water well at the northwest corner of Garfield and Jackson. This well is a critical component of our water infrastructure system and will allow for increased reliability of less expensive groundwater supply citywide. Given the magnitude of the project, this was broken down into two (2) phases. Phase I included the design/engineering and drilling of the Water Well, which was completed in 2016. Phase 2 includes the equipping of the well, the installation of a treatment system, and the decommission of Water Well 13, our oldest Well in our system that was built in 1978.

Status/Notes

In Progress, will Carryover to FY25

FY 23-24 Budget

285,000

FY23-24 Actual Expenses

-

Unspent budget from FY 23-24 will carry over to FY 24-25

By Expense Category	FY 24-25	FY 25-26	FY 26-27	FY 27-28	FY 28-29	TOTAL
7111 - CIP Engineering & Observation	-	-	-	-	-	-
7146 - CIP Construction & Improvements	170,000	-	-	-	-	170,000
TOTAL	170,000	-	-	-	-	170,000

By Funding Source	FY 24-25	FY 25-26	FY 26-27	FY 27-28	FY 28-29	TOTAL
511 - Paramount Municipal Water	140,000					140,000
292 - Public Art	30,000					30,000
						-
						-
TOTAL	170,000	-	-	-	-	170,000



WATER MAIN IMPROVEMENTS

CIP # 9412

Project Description

This is a critical infrastructure project focused on replacing aging water mains to ensure reliable and safe water distribution. This initiative aims to address deteriorating infrastructure, mitigate water loss, and enhance the resilience of our water supply system.

Status/Notes

In Design, will Carryover to FY25

FY 23-24 Budget

65,000

FY23-24 Actual Expenses

8,450

Unspent budget from FY 23-24 will carry over to FY 24-25

By Expense Category	FY 24-25	FY 25-26	FY 26-27	FY 27-28	FY 28-29	TOTAL
7111 - CIP Engineering & Observation	-	105,000	70,000	105,000	-	280,000
7146 - CIP Construction & Improvements	-	700,000	-	700,000	-	1,400,000
TOTAL	-	805,000	70,000	805,000	-	1,680,000

By Funding Source	FY 24-25	FY 25-26	FY 26-27	FY 27-28	FY 28-29	TOTAL
511 - Paramount Municipal Water		805,000	70,000	805,000		1,680,000
						-
						-
						-
						-
TOTAL	-	805,000	70,000	805,000	-	1,680,000



ADVANCED METERING INFRASTRUCTURE

CIP # 9414

Project Description

This project includes the installation of Advanced Metering Infrastructure to replace all water meters citywide. The new meters will provide our community with real time data regarding their water use, will allow for more accurate billing and enhanced leak detection.

Status/Notes

In Progress, Carryover to FY25

FY 23-24 Budget

11,236,354

FY23-24 Actual Expenses

6,835,481

Unspent budget from FY 23-24 will carry over to FY 24-25

By Expense Category	FY 24-25	FY 25-26	FY 26-27	FY 27-28	FY 28-29	TOTAL
7111 - CIP Engineering & Observation	-	-	-	-	-	-
7146 - CIP Construction & Improvements	-	-	-	-	-	-
TOTAL	-	-	-	-	-	-

By Funding Source	FY 24-25	FY 25-26	FY 26-27	FY 27-28	FY 28-29	TOTAL
511 - B of A Loan						-
						-
						-
						-
TOTAL	-	-	-	-	-	-



INFRASTRUCTURE PROGRAM ASSESSMENT

CIP # WT01

Project Description

The City is requesting an Authorization under Corps of Engineers, Section 219 Environmental Infrastructure Program of the Water Resources Development Act (WRDA). The Authorization is sought to include projects in the City of Paramount as eligible under the program. The funding would provide for technical assistance for planning, design as well as construction of Water, Wastewater and Stormwater infrastructure projects to increase systems' resilience, reliability, public safety, water quality, and environmental compliance with Federal and State regulations. Emphasis will be placed on water storage capacity to increase water system reliability. The Paramount Environmental Infrastructure Program (PEIP) would entail the preparation of planning level documents for each of these elements.

Status/Notes

New

FY 23-24 Budget

-


FY23-24 Actual Expenses

-

Unspent budget from FY 23-24 will carry over to FY 24-25

By Expense Category	FY 24-25	FY 25-26	FY 26-27	FY 27-28	FY 28-29	TOTAL
7111 - CIP Engineering & Observation	-	-	-	-	-	-
7146 - CIP Construction & Improvements	200,000	-	-	-	-	200,000
TOTAL	200,000	-	-	-	-	200,000

By Funding Source	FY 24-25	FY 25-26	FY 26-27	FY 27-28	FY 28-29	TOTAL
296 - Water Resources Development Act	200,000					200,000
						-
						-
						-
						-
TOTAL	200,000	-	-	-	-	200,000



**US Army Corps
of Engineers®**

WELL 15 VARIABLE FREQUENCY DRIVE (VFD)

CIP # WT02

Project Description

Installation of a Variable Frequency Drive (VFD) at Well 15. Implementation of a VFD system for a municipal water well will improve operational efficiency, reduce energy costs, and ensure consistent and reliable water supply to the community.

Status/Notes

New

FY 23-24 Budget

-

FY23-24 Actual Expenses

-

Unspent budget from FY 23-24 will carry over to FY 24-25

By Expense Category	FY 24-25	FY 25-26	FY 26-27	FY 27-28	FY 28-29	TOTAL
7111 - CIP Engineering & Observation	-	-	-	-	-	-
7146 - CIP Construction & Improvements	-	100,000	-	-	-	100,000
TOTAL	-	100,000	-	-	-	100,000

By Funding Source	FY 24-25	FY 25-26	FY 26-27	FY 27-28	FY 28-29	TOTAL
511 - Paramount Municipal Water		100,000				100,000
						-
						-
						-
TOTAL	-	100,000	-	-	-	100,000



WATER INTERCONNECTION IMPROVEMENTS

CIP # WT03

Project Description

Replacement of aging infrastructure at the municipal water system interconnection locations. Repairs will address identified issues and restore functionality to the water pipe infrastructure, thereby safeguarding the continuity of water supply and mitigating risks of leaks, breaks, or system failures.

Status/Notes

New

FY 23-24 Budget

-

FY23-24 Actual Expenses

-

Unspent budget from FY 23-24 will carry over to FY 24-25

By Expense Category	FY 24-25	FY 25-26	FY 26-27	FY 27-28	FY 28-29	TOTAL
7111 - CIP Engineering & Observation	-	-	-	-	-	-
7146 - CIP Construction & Improvements	-	-	-	-	-	-
TOTAL	-	-	-	-	-	-

By Funding Source	FY 24-25	FY 25-26	FY 26-27	FY 27-28	FY 28-29	TOTAL
511 - Paramount Municipal Water						-
						-
						-
						-
TOTAL	-	-	-	-	-	-



WATER FACILITIES INTERNET INFRASTRUCTURE UPGRADES

CIP # WT04

Project Description

Replacement of aging internet infrastructure at the municipal water system locations throughout the City. New internet access is needed for enhanced communication with the control systems.

Status/Notes

New

FY 23-24 Budget

-



FY23-24 Actual Expenses

-

Unspent budget from FY 23-24 will carry over to FY 24-25

By Expense Category	FY 24-25	FY 25-26	FY 26-27	FY 27-28	FY 28-29	TOTAL
7111 - CIP Engineering & Observation	-	-	-	-	-	-
7146 - CIP Construction & Improvements	-	-	-	-	-	-
TOTAL	-	-	-	-	-	-

By Funding Source	FY 24-25	FY 25-26	FY 26-27	FY 27-28	FY 28-29	TOTAL
511 - Paramount Municipal Water						-
						-
						-
						-
TOTAL	-	-	-	-	-	-



WEST SANTA ANA BRANCH BIKEWAY PHASE IV

CIP # 9132

Project Description

The City has been pursuing funding and land lease agreements to construct the West Santa Ana Branch (WSAB) Bikeway Class I bicycle and pedestrian trail along the railroad right-of-way that runs diagonally across the City. The project has been planned in phases, allowing the City to request funding from different sources and negotiate the various lease agreements in order to complete the approximate 2.3 mile trail that connects users from the Los Angeles River to the San Gabriel River through the cities of Paramount and Bellflower. Phase 4 of this project, from Garfield to the LA River trail, includes bicycle and pedestrian infrastructure improvements including fencing, energy efficient LED pedestrian lighting, landscaping, decomposed granite, Americans with Disabilities Act (ADA) curb ramps, at-grade pedestrian/cyclist crossing, and street furniture for trail users.

Status/Notes

In Design, Carryover to FY25

FY 23-24 Budget

2,795,350

FY23-24 Actual Expenses

13,077

Unspent budget from FY 23-24 will carry over to FY 24-25

By Expense Category	FY 24-25	FY 25-26	FY 26-27	FY 27-28	FY 28-29	TOTAL
7111 - CIP Engineering & Observation	-	-	-	-	-	-
7146 - CIP Construction & Improvements	-	-	-	-	-	-
TOTAL	-	-	-	-	-	-

By Funding Source	FY 24-25	FY 25-26	FY 26-27	FY 27-28	FY 28-29	TOTAL
234 - Measure M						-
296CNRA - California Natural Resources Age						-
						-
						-
TOTAL	-	-	-	-	-	-



ALONDRA BLVD WIDENING

CIP # 9136

Project Description

In December of 2020, the City Council approved a funding agreement with Metro for the design and environmental clearance work for the Alondra Boulevard Capacity Enhancement Improvements Project from Hunsaker Avenue (west city-limit) to Lakewood Boulevard (east city-limit). Metro approved \$4,600,000 for total design costs for the project which is intended to improve traffic flow and reduce congestion on Alondra Boulevard as part of the I-710, I-605, and SR 91 "Hot Spots" Interchange Program. The proposed capacity enhancement improvements consist of roadway and intersection widening, median modifications, parkway narrowing, undergrounding of existing overhead utilities, ADA sidewalk and curb ramp improvements, green streets improvements, and traffic signal modifications. The capacity enhancements will eliminate congestion caused by lane reductions and "bottle necks" and alleviate cut-through commuter traffic in residential neighborhoods.

Status/Notes

In Design, Carryover to FY25

FY 23-24 Budget

600,000


Unspent budget from FY 23-24 will carry over to FY 24-25

FY23-24 Actual Expenses

-

By Expense Category	FY 24-25	FY 25-26	FY 26-27	FY 27-28	FY 28-29	TOTAL
7111 - CIP Engineering & Observation	-	1,500,000	1,365,000	-	-	2,865,000
7146 - CIP Construction & Improvements	-	-	-	-	-	-
TOTAL	-	1,500,000	1,365,000	-	-	2,865,000

By Funding Source	FY 24-25	FY 25-26	FY 26-27	FY 27-28	FY 28-29	TOTAL
296EA - Early Action Metro		1,500,000	1,365,000			2,865,000
						-
						-
						-
TOTAL	-	1,500,000	1,365,000	-	-	2,865,000



TRAFFIC SIGNAL GARFIELD/70TH

CIP # 9233

Project Description

Design and construction of a potential traffic signal at Garfield Avenue and 70th Street. This new signal system would enhance traffic flow, and pedestrian safety. Improvements will include new traffic signal, appropriate striping, ADA curb ramp improvements, and improved pedestrian controls.

Status/Notes

Carryover to FY25

FY 23-24 Budget

530,000

FY23-24 Actual Expenses

-

Unspent budget from FY 23-24 will carry over to FY 24-25

By Expense Category	FY 24-25	FY 25-26	FY 26-27	FY 27-28	FY 28-29	TOTAL
7111 - CIP Engineering & Observation	-	-	-	-	-	-
7146 - CIP Construction & Improvements	-	-	-	-	-	-
TOTAL	-	-	-	-	-	-

By Funding Source	FY 24-25	FY 25-26	FY 26-27	FY 27-28	FY 28-29	TOTAL
234 - Measure M						-
112 - Capital Projects Fund						-
						-
						-
TOTAL	-	-	-	-	-	-



TRAFFIC SAFETY IMPROVEMENTS

CIP # 9235

Project Description

In 2022, the City was awarded \$250,000 by the State of California Department of Transportation through the Highway Safety Improvement Program State Local (HSIPSL) for traffic safety improvements at seven crosswalk locations citywide. These improvements include installation of new Rectangular Rapid Flashing Beacons (RRFB), high visibility signing, striping, and ADA accessible curb ramps. Additionally, this project will involve the installation of a HAWK pedestrian crossing signal on Orange Avenue at Myrrh Street.

Status/Notes

In Progress, Carryover to FY25

FY 23-24 Budget

644,985

FY23-24 Actual Expenses

103,098

Unspent budget from FY 23-24 will carry over to FY 24-25

By Expense Category	FY 24-25	FY 25-26	FY 26-27	FY 27-28	FY 28-29	TOTAL
7111 - CIP Engineering & Observation	-	-	-	-	-	-
7146 - CIP Construction & Improvements	-	-	-	-	-	-
TOTAL	-	-	-	-	-	-

By Funding Source	FY 24-25	FY 25-26	FY 26-27	FY 27-28	FY 28-29	TOTAL
234 - Measure M						-
296 - Highway Safety Improvement Projects						-
						-
						-
TOTAL	-	-	-	-	-	-



WEST SANTA ANA BRANCH BIKEWAY PHASE III

CIP # 9237

Project Description

The City has been pursuing funding and land lease agreements to construct the West Santa Ana Branch (WSAB) Bikeway Class I bicycle and pedestrian trail along the railroad right-of-way that runs diagonally across the City. The project has been planned in phases, allowing the City to request funding from different sources and negotiate the various lease agreements in order to complete the approximate 2.3 mile trail that connects users from the Los Angeles River to the San Gabriel River through the cities of Paramount and Bellflower. Phase 3 of this project, from Paramount to Garfield, includes bicycle and pedestrian infrastructure improvements including fencing, energy efficient LED pedestrian lighting, landscaping, decomposed granite, Americans with Disabilities Act (ADA) curb ramps, at-grade pedestrian/cyclist crossing, and street furniture for trail users.

Status/Notes

In Design, Carryover to FY25

FY 23-24 Budget

1,224,972

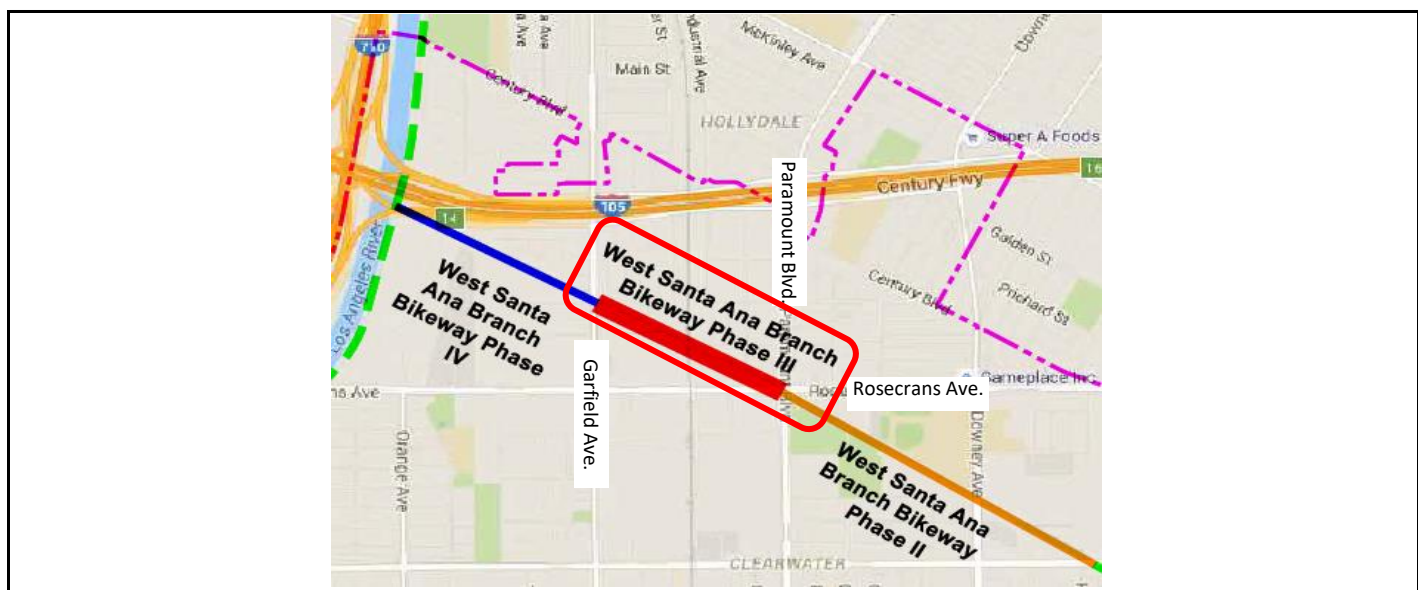
FY23-24 Actual Expenses

20,672

Unspent budget from FY 23-24 will carry over to FY 24-25

By Expense Category	FY 24-25	FY 25-26	FY 26-27	FY 27-28	FY 28-29	TOTAL
7111 - CIP Engineering & Observation	200,000	-	-	-	-	200,000
7146 - CIP Construction & Improvements	975,200	-	-	-	-	975,200
TOTAL	1,175,200	-	-	-	-	1,175,200

By Funding Source	FY 24-25	FY 25-26	FY 26-27	FY 27-28	FY 28-29	TOTAL
296 - Rivers and Mountains Conservancy	1,175,200					1,175,200
						-
						-
						-
TOTAL	1,175,200	-	-	-	-	1,175,200



ARTERIAL STREET RESURFACING (2023)

CIP # 9330

Project Description

Each year, the City allocates funding for arterial street rehabilitation. This includes grinding down the asphalt and repaving streets, replacing damaged curb and gutter, repairing sidewalks, and installing Americans with Disabilities Act (ADA) curb ramps to ensure proper access for all pedestrians. Repairs are planned based on the recommendations of the Pavement Management System. The report is a comprehensive review of the condition of all city streets within Paramount boundaries and identifies those streets in most need of repair. This project includes the following streets: Orange Avenue from Somerset Boulevard to Rosecrans Avenue.

Status/Notes

In Progress, Carryover to FY25

FY 23-24 Budget

566,529

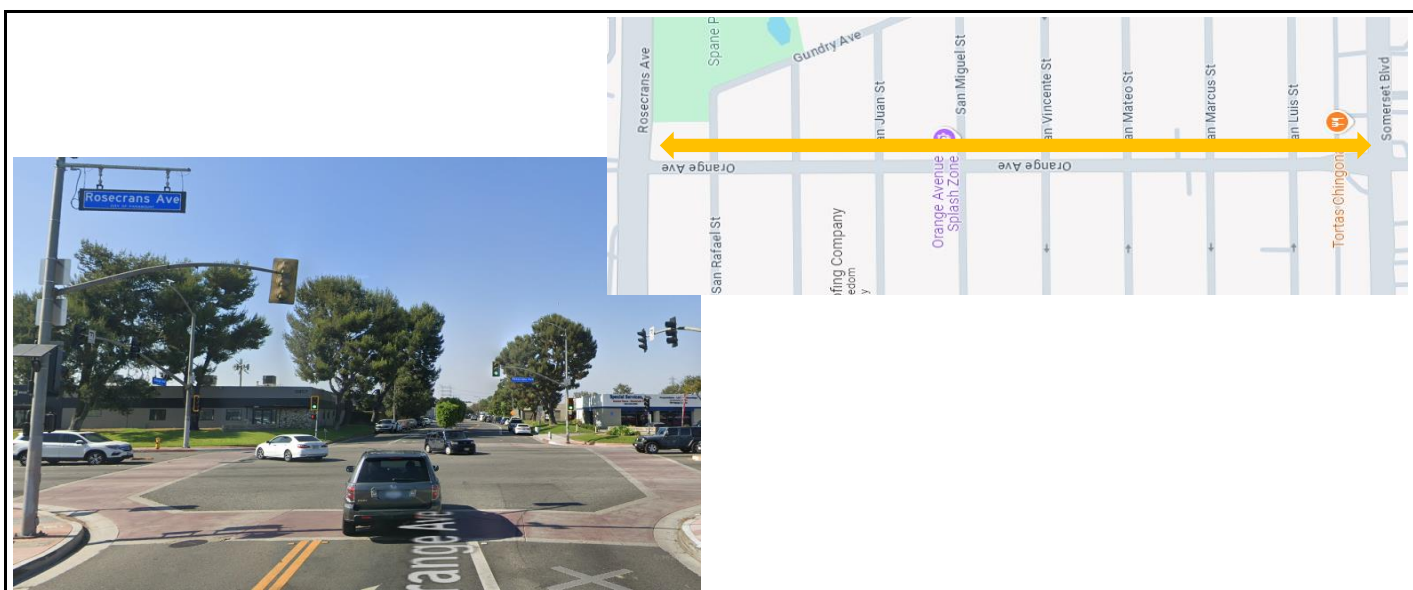
FY23-24 Actual Expenses

540,059

Unspent budget from FY 23-24 will carry over to FY 24-25

By Expense Category	FY 24-25	FY 25-26	FY 26-27	FY 27-28	FY 28-29	TOTAL
7111 - CIP Engineering & Observation	-	-	-	-	-	-
7146 - CIP Construction & Improvements	-	-	-	-	-	-
TOTAL	-	-	-	-	-	-

By Funding Source	FY 24-25	FY 25-26	FY 26-27	FY 27-28	FY 28-29	TOTAL
232 - Proposition C						-
						-
						-
						-
						-
TOTAL	-	-	-	-	-	-



ARTERIAL STREET RESURFACING (2024)

CIP # 9430

Project Description

Each year, the City allocates funding for arterial street rehabilitation. This includes grinding down the asphalt and repaving streets, replacing damaged curb and gutter, repairing sidewalks, and installing Americans with Disabilities Act (ADA) curb ramps to ensure proper access for all pedestrians. Repairs are planned based on the recommendations of the Pavement Management System. The report is a comprehensive review of the condition of all city streets within Paramount boundaries and identifies those streets in most need of repair. This project includes the following streets: Orange Avenue from Alondra Boulevard to Somerset Boulevard.

Status/Notes

In Progress, Carryover to FY25

FY 23-24 Budget

1,563,700

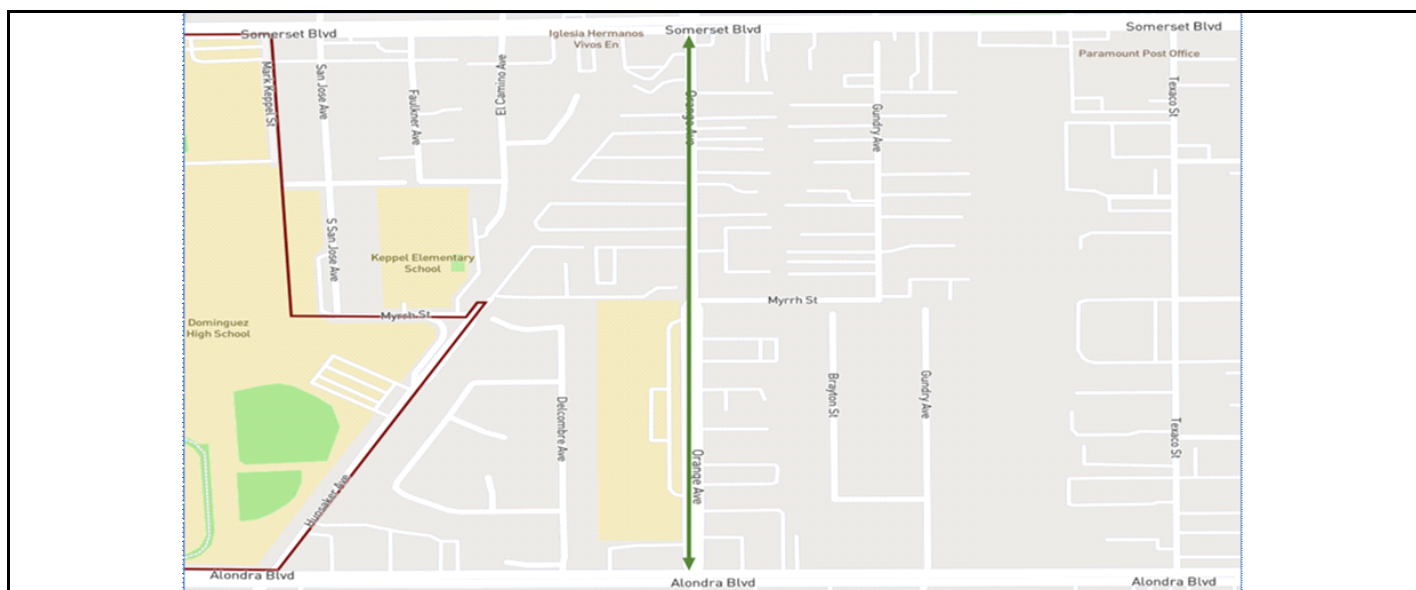
FY23-24 Actual Expenses

269,573

Unspent budget from FY 23-24 will carry over to FY 24-25

By Expense Category	FY 24-25	FY 25-26	FY 26-27	FY 27-28	FY 28-29	TOTAL
7111 - CIP Engineering & Observation	-	-	-	-	-	-
7146 - CIP Construction & Improvements	-	-	-	-	-	-
TOTAL	-	-	-	-	-	-

By Funding Source	FY 24-25	FY 25-26	FY 26-27	FY 27-28	FY 28-29	TOTAL
232 - Proposition C						-
						-
						-
						-
TOTAL	-	-	-	-	-	-



NEIGHBORHOOD STREET RESURFACING (2024)

CIP # 9431

Project Description

Each year, the City allocates funding for neighborhood street resurfacing. This includes grinding down the asphalt and repaving streets, replacing damaged curb and gutter, repairing sidewalks, slurry seal pavement, and installing Americans with Disabilities Act (ADA) curb ramps to ensure proper access for all pedestrians. Repairs are planned based on the recommendations of the Pavement Management System. The report is a comprehensive review of the condition of all city streets within Paramount boundaries and identifies those streets in most need of repair. The streets to be resurfaced include: Jefferson, Madison, Verdura, Chester, Exeter and Adams Streets.

Status/Notes

Out to Bid, Carryover to FY25

FY 23-24 Budget

1,322,150

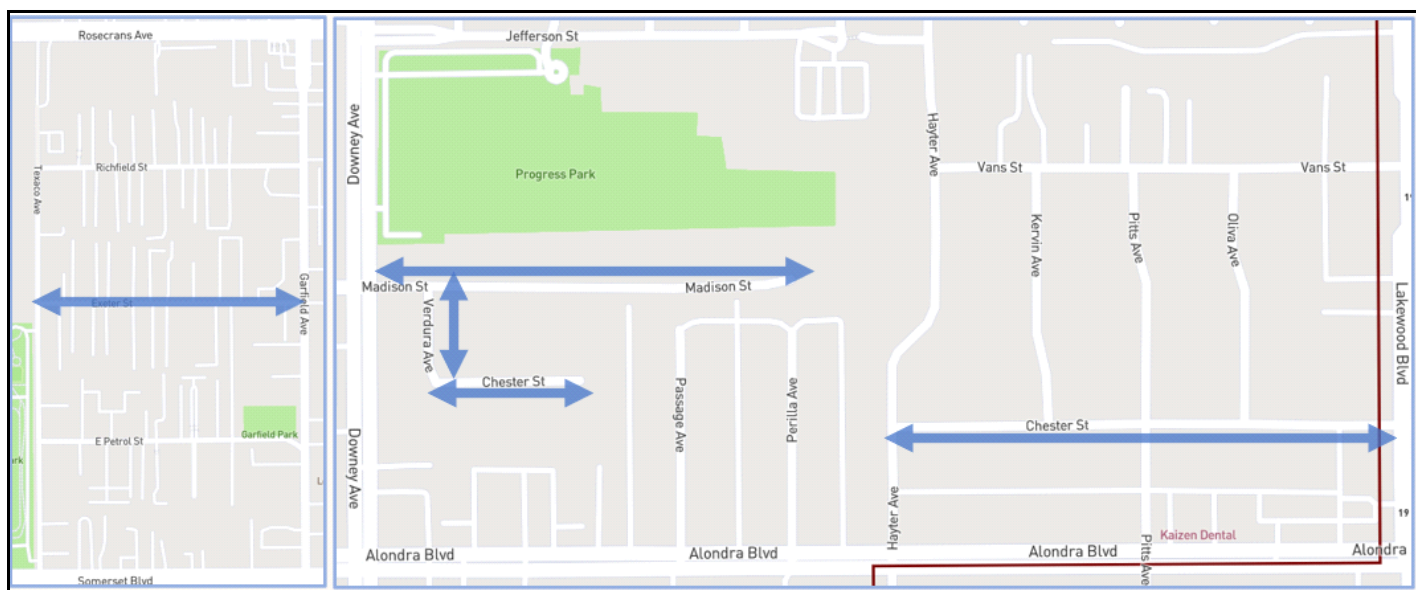
FY23-24 Actual Expenses

126,100

Unspent budget from FY 23-24 will carry over to FY 24-25

By Expense Category	FY 24-25	FY 25-26	FY 26-27	FY 27-28	FY 28-29	TOTAL
7111 - CIP Engineering & Observation	-	-	-	-	-	-
7146 - CIP Construction & Improvements	-	-	-	-	-	-
TOTAL	-	-	-	-	-	-

By Funding Source	FY 24-25	FY 25-26	FY 26-27	FY 27-28	FY 28-29	TOTAL
227 - Road Maint & Repair Act (RMRA)						-
						-
						-
						-
TOTAL	-	-	-	-	-	-



TRAFFIC SAFETY IMPROVEMENTS (2024)

CIP # 9432

Project Description

We were successful in obtaining Caltrans grants through their HSIP (Highway Safety Improvement Program) cycles, for a total of \$1.1M. These improvements follow the states' program criteria and include upgrades to signal hardware and installation of pedestrian countdown signal heads at 15 locations citywide. The signals at Rosecrans Ave and Downey Ave, as well as Somerset Blvd and Downey Ave, will receive an additional countermeasure to modify signal phasing in order to implement a leading pedestrian interval that will assist with school pedestrian traffic at these intersections.

Status/Notes

In Design, Carryover to FY25

FY 23-24 Budget

1,119,000

FY23-24 Actual Expenses

69,000

Unspent budget from FY 23-24 will carry over to FY 24-25

By Expense Category	FY 24-25	FY 25-26	FY 26-27	FY 27-28	FY 28-29	TOTAL
7111 - CIP Engineering & Observation	-	-	-	-	-	-
7146 - CIP Construction & Improvements	-	-	-	-	-	-
TOTAL	-	-	-	-	-	-

By Funding Source	FY 24-25	FY 25-26	FY 26-27	FY 27-28	FY 28-29	TOTAL
112 - Capital Projects Fund						-
296 - Highway Safety Improvement Projects						-
						-
						-
TOTAL	-	-	-	-	-	-



HUNSAKER TRAFFIC SAFETY IMPROVEMENT

CIP # 9433

Project Description

The City received a Highway Safety Improvement Program (HSIP) Grant to improve pedestrian and bicyclist safety on Hunsaker Avenue from Alondra Boulevard to East 72nd Street (southerly city limit). The proposed improvements include reduction of vehicle lanes and installation of dedicated bicycle lanes, and a traffic circle at the six-legged intersection of Hunsaker Avenue and east 72nd Street. In addition to improving the multi-modal complete street roadway design, the project can improve the existing off-street parking along Hunsaker Avenue.

Status/Notes

In Design, Carryover to FY25

FY 23-24 Budget

348,350

FY23-24 Actual Expenses

38,002

Unspent budget from FY 23-24 will carry over to FY 24-25

By Expense Category	FY 24-25	FY 25-26	FY 26-27	FY 27-28	FY 28-29	TOTAL
7111 - CIP Engineering & Observation	-	-	-	-	-	-
7146 - CIP Construction & Improvements	-	-	-	-	-	-
TOTAL	-	-	-	-	-	-

By Funding Source	FY 24-25	FY 25-26	FY 26-27	FY 27-28	FY 28-29	TOTAL
112 - Capital Projects Fund						-
296 - Highway Safety Improvement Projects						-
						-
						-
TOTAL	-	-	-	-	-	-



ALLEY IMPROVEMENTS (2024)

CIP # 9434

Project Description

Alley repairs are planned based on the recommendations of the Pavement Management System. The report is a comprehensive review of the condition of all city streets within Paramount boundaries and identifies those streets and alleys in most need of repair. This project includes improvements for the following alleys: E of Paramount from Somerset to Third, West of California from Jefferson to Adams, East of Paramount from Harrison to Jackson, West of Garfield from Jackson to Motz.

Status/Notes

In Progress, Carryover to FY25

FY 23-24 Budget

488,300


Unspent budget from FY 23-24 will carry over to FY 24-25

FY23-24 Actual Expenses

45,850

By Expense Category	FY 24-25	FY 25-26	FY 26-27	FY 27-28	FY 28-29	TOTAL
7111 - CIP Engineering & Observation	-	-	-	-	-	-
7146 - CIP Construction & Improvements	-	-	-	-	-	-
TOTAL	-	-	-	-	-	-

By Funding Source	FY 24-25	FY 25-26	FY 26-27	FY 27-28	FY 28-29	TOTAL
112 - Capital Projects Fund						-
211 - Comm Dev Block Grant (CDBG)						-
						-
						-
TOTAL	-	-	-	-	-	-



MEDIAN ENHANCEMENTS

CIP # 9435

Project Description

The City takes pride in the landscaped medians located on our major boulevards throughout the city. These medians, installed in the early 90's, were planted with lush grass turf, star jasmine plants, and pine trees. In January 2014, then Governor Jerry Brown issued an executive order that called for California to reduce water usage. This order came with several requirements for cities, including one that banned the use of potable water to irrigate turf on City medians. In an effort to remediate, as turf in these medians began to turn brown, the City began removing grass and replacing it with drought tolerant plants. During Fiscal Year 2023-24 Budget discussions, the City Council directed staff to look into additional enhancements to the medians.

Status/Notes

In Design, Carryover to FY25

FY 23-24 Budget

258,200

FY23-24 Actual Expenses

57,364

Unspent budget from FY 23-24 will carry over to FY 24-25

By Expense Category	FY 24-25	FY 25-26	FY 26-27	FY 27-28	FY 28-29	TOTAL
7111 - CIP Engineering & Observation	150,000	150,000	-	-	-	300,000
7146 - CIP Construction & Improvements	1,000,000	1,000,000	100,000	-	-	2,100,000
TOTAL	1,150,000	1,150,000	100,000	-	-	2,400,000

By Funding Source	FY 24-25	FY 25-26	FY 26-27	FY 27-28	FY 28-29	TOTAL
233 - Measure R	150,000	150,000				300,000
112 - Capital Projects Fund						-
297 - Community Benefit Agreement (World						-
112 - Capital Projects Fund						-
233 - Measure R	1,000,000					1,000,000
TOTAL	1,150,000	150,000	-	-	-	1,300,000



For illustrative purposes only

GUARDRAIL REPAIRS

CIP # 9438

Project Description

Replacement of damaged guardrail on the Rosecrans bridge. Guardrail was damaged during a vehicular accident and needs to be replaced to ensure compliance with safety regulations and to safeguard motorists traveling near this location.

Status/Notes

In Progress, Carryover to FY25

FY 23-24 Budget

50,000

FY23-24 Actual Expenses

-

Unspent budget from FY 23-24 will carry over to FY 24-25

By Expense Category	FY 24-25	FY 25-26	FY 26-27	FY 27-28	FY 28-29	TOTAL
7111 - CIP Engineering & Observation	-	-	-	-	-	-
7146 - CIP Construction & Improvements	-	-	-	-	-	-
TOTAL	-	-	-	-	-	-

By Funding Source	FY 24-25	FY 25-26	FY 26-27	FY 27-28	FY 28-29	TOTAL
						-
						-
						-
						-
TOTAL	-	-	-	-	-	-



ARTERIAL STREET RESURFACING (2025)

CIP # 9530

Project Description

Each year, the City allocates funding for arterial street rehabilitation. This includes grinding down the asphalt and repaving streets, replacing damaged curb and gutter, repairing sidewalks, and installing Americans with Disabilities Act (ADA) curb ramps to ensure proper access for all pedestrians. Repairs are planned based on the recommendations of the Pavement Management System. The report is a comprehensive review of the condition of all city streets within Paramount boundaries and identifies those streets in most need of repair. This project includes the following streets: Orange Avenue from Alondra Boulevard to the City Limit.

Status/Notes

New

FY 23-24 Budget

-

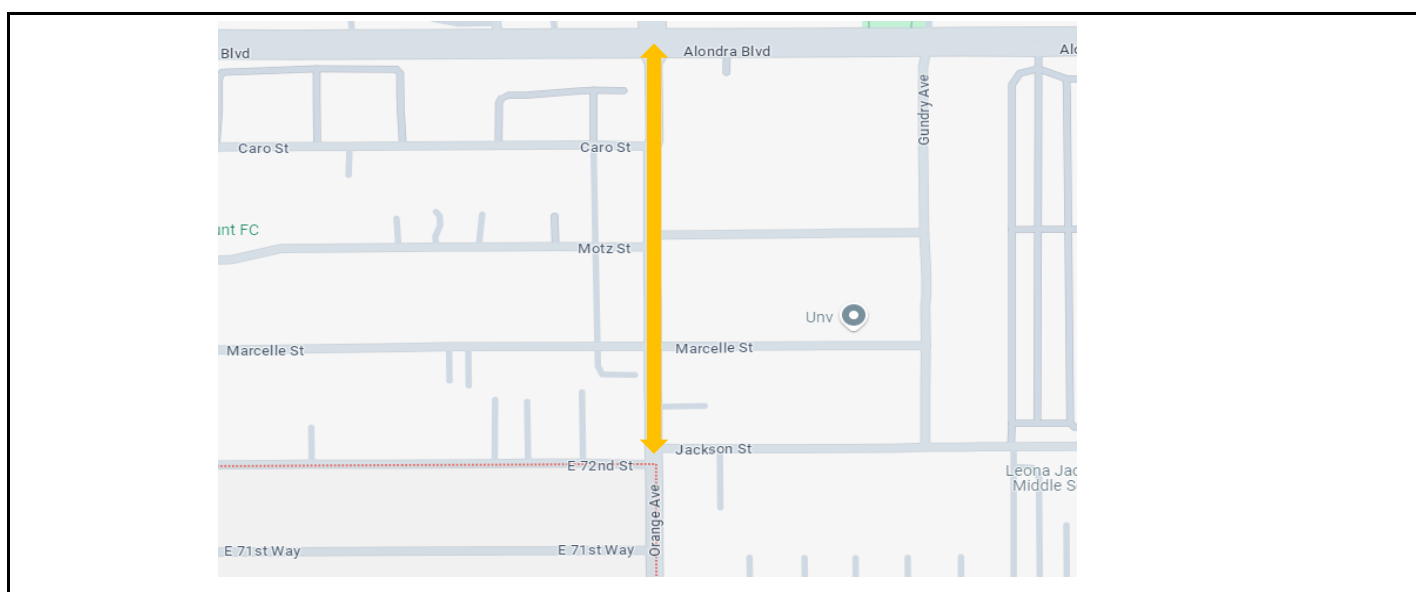
FY23-24 Actual Expenses

-

Unspent budget from FY 23-24 will carry over to FY 24-25

By Expense Category	FY 24-25	FY 25-26	FY 26-27	FY 27-28	FY 28-29	TOTAL
7111 - CIP Engineering & Observation	200,000	-	-	-	-	200,000
7146 - CIP Construction & Improvements	1,200,000	-	-	-	-	1,200,000
TOTAL	1,400,000	-	-	-	-	1,400,000

By Funding Source	FY 24-25	FY 25-26	FY 26-27	FY 27-28	FY 28-29	TOTAL
232 - Proposition C	1,000,000					1,000,000
234 - Measure M	400,000					400,000
						-
						-
						-
TOTAL	1,400,000	-	-	-	-	1,400,000



NEIGHBORHOOD STREET RESURFACING (2025)

CIP # 9531

Project Description

Each year, the City allocates funding for neighborhood street resurfacing. This includes grinding down the asphalt and repaving streets, replacing damaged curb and gutter, repairing sidewalks, slurry seal pavement, and installing Americans with Disabilities Act (ADA) curb ramps to ensure proper access for all pedestrians. Repairs are planned based on the recommendations of the Pavement Management System. The report is a comprehensive review of the condition of all city streets within Paramount boundaries and identifies those streets in most need of repair. This project includes the following streets: Jefferson Street from Garfield Avenue to Georgia Avenue.

Status/Notes

New

FY 23-24 Budget

-

FY23-24 Actual Expenses

-

Unspent budget from FY 23-24 will carry over to FY 24-25

By Expense Category	FY 24-25	FY 25-26	FY 26-27	FY 27-28	FY 28-29	TOTAL
7111 - CIP Engineering & Observation	250,000	-	-	-	-	250,000
7146 - CIP Construction & Improvements	1,600,000	-	-	-	-	1,600,000
TOTAL	1,850,000	-	-	-	-	1,850,000

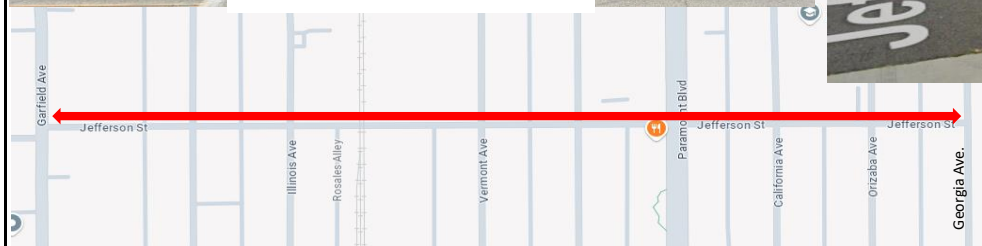
By Funding Source	FY 24-25	FY 25-26	FY 26-27	FY 27-28	FY 28-29	TOTAL
227 - Road Maint & Repair Act (RMRA)	1,250,000					1,250,000
233 - Measure R	600,000					600,000
						-
						-
						-
TOTAL	1,850,000	-	-	-	-	1,850,000



Jefferson St. and Garfield Ave.



Jefferson St. and Georgia Ave.



WEST PARAMOUNT UTILITY EASEMENT MULTI-USE PATH

CIP # 9532

Project Description

The City recently received grant funding through the Active Transportation Program (ATP) to install a dedicated bike and pedestrian trail along the Southern California Edison easement from North of Salud park, all the way to the West Santa Ana Branch Bikeway Phase 4 just south of the 105 freeway. This project is currently in design.

Status/Notes

New

FY 23-24 Budget

-

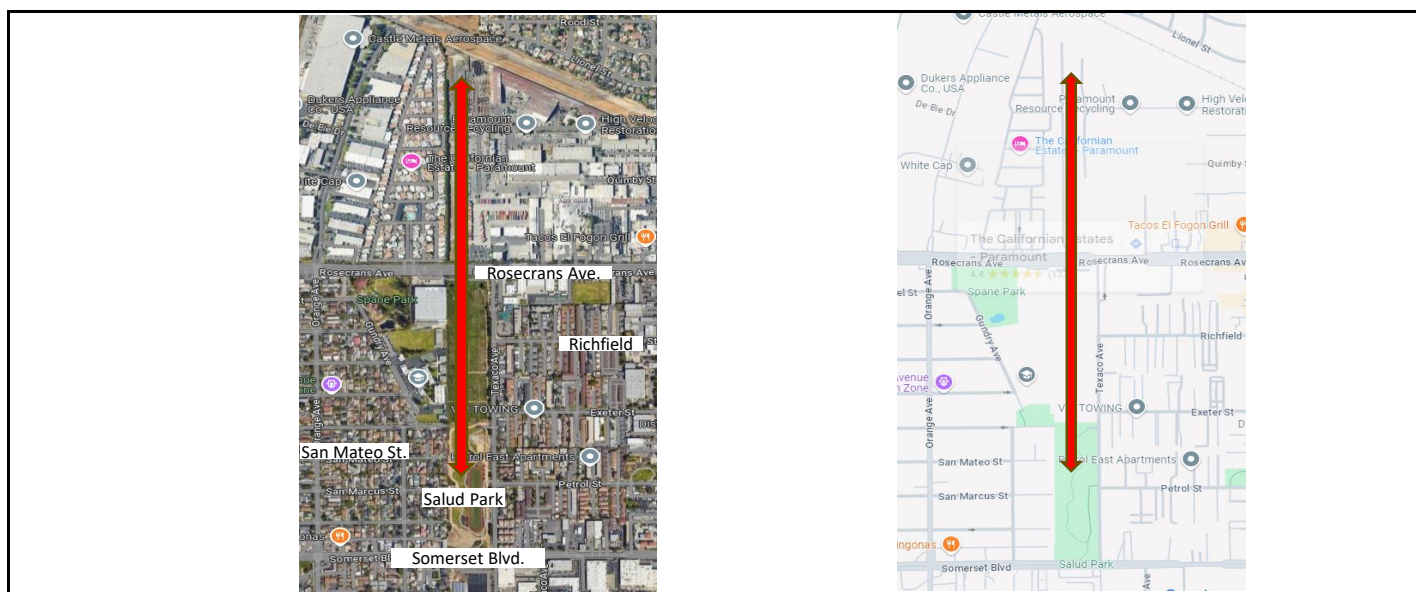
FY23-24 Actual Expenses

-

Unspent budget from FY 23-24 will carry over to FY 24-25

By Expense Category	FY 24-25	FY 25-26	FY 26-27	FY 27-28	FY 28-29	TOTAL
7111 - CIP Engineering & Observation	775,000	-	-	-	-	775,000
7146 - CIP Construction & Improvements	-	8,886,000	-	-	-	8,886,000
TOTAL	775,000	8,886,000	-	-	-	9,661,000

By Funding Source	FY 24-25	FY 25-26	FY 26-27	FY 27-28	FY 28-29	TOTAL
296-ATP Cycle 6	775,000	8,886,000				9,661,000
						-
						-
						-
TOTAL	775,000	8,886,000	-	-	-	9,661,000



ALLEY IMPROVEMENTS (2025)

CIP # 9534

Project Description

Alley repairs are planned based on the recommendations of the Pavement Management System. The report is a comprehensive review of the condition of all city streets within Paramount boundaries and identifies those streets and alleys in most need of repair.

Status/Notes

New

FY 23-24 Budget

-


FY23-24 Actual Expenses

-


Unspent budget from FY 23-24 will carry over to FY 24-25

By Expense Category	FY 24-25	FY 25-26	FY 26-27	FY 27-28	FY 28-29	TOTAL
7111 - CIP Engineering & Observation	-	-	-	-	-	-
7146 - CIP Construction & Improvements	415,000	-	-	-	-	415,000
TOTAL	415,000	-	-	-	-	415,000

By Funding Source	FY 24-25	FY 25-26	FY 26-27	FY 27-28	FY 28-29	TOTAL
233 - Measure R	-	-	-	-	-	-
211 - Comm Dev Block Grant (CDBG)	415,000	-	-	-	-	415,000
						-
						-
TOTAL	415,000	-	-	-	-	415,000



For illustrative purposes only



ARTERIAL STREET RESURFACING (2026)

CIP # 9630

Project Description

Each year, the City allocates funding for arterial street rehabilitation. This includes grinding down the asphalt and repaving streets, replacing damaged curb and gutter, repairing sidewalks, and installing Americans with Disabilities Act (ADA) curb ramps to ensure proper access for all pedestrians. Repairs are planned based on the recommendations of the Pavement Management System. The report is a comprehensive review of the condition of all city streets within Paramount boundaries and identifies those streets in most need of repair.

Status/Notes

New

FY 23-24 Budget

-

FY23-24 Actual Expenses

-

Unspent budget from FY 23-24 will carry over to FY 24-25

By Expense Category	FY 24-25	FY 25-26	FY 26-27	FY 27-28	FY 28-29	TOTAL
7111 - CIP Engineering & Observation	-	200,000	-	-	-	200,000
7146 - CIP Construction & Improvements	-	1,200,000	-	-	-	1,200,000
TOTAL	-	1,400,000	-	-	-	1,400,000

By Funding Source	FY 24-25	FY 25-26	FY 26-27	FY 27-28	FY 28-29	TOTAL
232 - Proposition C		1,000,000				1,000,000
234 - Measure M		400,000				400,000
						-
						-
						-
TOTAL	-	1,400,000	-	-	-	1,400,000



For illustrative purposes only

NEIGHBORHOOD STREET RESURFACING (2026)

CIP # 9631

Project Description

Each year, the City allocates funding for neighborhood street resurfacing. This includes grinding down the asphalt and repaving streets, replacing damaged curb and gutter, repairing sidewalks, slurry seal pavement, and installing Americans with Disabilities Act (ADA) curb ramps to ensure proper access for all pedestrians. Repairs are planned based on the recommendations of the Pavement Management System. The report is a comprehensive review of the condition of all city streets within Paramount boundaries and identifies those streets in most need of repair.

Status/Notes

New

FY 23-24 Budget

-

FY23-24 Actual Expenses

-

Unspent budget from FY 23-24 will carry over to FY 24-25

By Expense Category	FY 24-25	FY 25-26	FY 26-27	FY 27-28	FY 28-29	TOTAL
7111 - CIP Engineering & Observation	-	250,000	-	-	-	250,000
7146 - CIP Construction & Improvements	-	1,600,000	-	-	-	1,600,000
TOTAL	-	1,850,000	-	-	-	1,850,000

By Funding Source	FY 24-25	FY 25-26	FY 26-27	FY 27-28	FY 28-29	TOTAL
227 - Road Maint & Repair Act (RMRA)		1,250,000				1,250,000
233 - Measure R		600,000				600,000
						-
						-
						-
TOTAL	-	1,850,000	-	-	-	1,850,000



For illustrative purposes only

ALLEY IMPROVEMENTS (2026)

CIP # 9634

Project Description

Similar to our neighborhood streets program, alley repairs are planned based on the recommendations of the Pavement Management System. The report is a comprehensive review of the condition of all city streets within Paramount boundaries and identifies those streets and alleys in most need of repair.

Status/Notes

New

FY 23-24 Budget

-

FY23-24 Actual Expenses

-


Unspent budget from FY 23-24 will carry over to FY 24-25

By Expense Category	FY 24-25	FY 25-26	FY 26-27	FY 27-28	FY 28-29	TOTAL
7111 - CIP Engineering & Observation	-	75,000	-	-	-	75,000
7146 - CIP Construction & Improvements	-	415,000	-	-	-	415,000
TOTAL	-	490,000	-	-	-	490,000

By Funding Source	FY 24-25	FY 25-26	FY 26-27	FY 27-28	FY 28-29	TOTAL
233 - Measure R		75,000				75,000
211 - Comm Dev Block Grant (CDBG)		415,000				415,000
						-
						-
						-
TOTAL	-	490,000	-	-	-	490,000



For illustrative purposes only



ARTERIAL STREET RESURFACING (2027)

CIP # 9730

Project Description

Each year, the City allocates funding for arterial street rehabilitation. This includes grinding down the asphalt and repaving streets, replacing damaged curb and gutter, repairing sidewalks, and installing Americans with Disabilities Act (ADA) curb ramps to ensure proper access for all pedestrians. Repairs are planned based on the recommendations of the Pavement Management System. The report is a comprehensive review of the condition of all city streets within Paramount boundaries and identifies those streets in most need of repair.

Status/Notes

New

FY 23-24 Budget

-

FY23-24 Actual Expenses

-

Unspent budget from FY 23-24 will carry over to FY 24-25

By Expense Category	FY 24-25	FY 25-26	FY 26-27	FY 27-28	FY 28-29	TOTAL
7111 - CIP Engineering & Observation	-	-	200,000	-	-	200,000
7146 - CIP Construction & Improvements	-	-	1,200,000	-	-	1,200,000
TOTAL	-	-	1,400,000	-	-	1,400,000

By Funding Source	FY 24-25	FY 25-26	FY 26-27	FY 27-28	FY 28-29	TOTAL
232 - Proposition C			1,000,000			1,000,000
234 - Measure M			400,000			400,000
						-
						-
						-
TOTAL	-	-	1,400,000	-	-	1,400,000



For illustrative purposes only

NEIGHBORHOOD STREET RESURFACING (2027)

CIP # 9731

Project Description

Each year, the City allocates funding for neighborhood street resurfacing. This includes grinding down the asphalt and repaving streets, replacing damaged curb and gutter, repairing sidewalks, slurry seal pavement, and installing Americans with Disabilities Act (ADA) curb ramps to ensure proper access for all pedestrians. Repairs are planned based on the recommendations of the Pavement Management System. The report is a comprehensive review of the condition of all city streets within Paramount boundaries and identifies those streets in most need of repair.

Status/Notes

New

FY 23-24 Budget

-


FY23-24 Actual Expenses

-

Unspent budget from FY 23-24 will carry over to FY 24-25

By Expense Category	FY 24-25	FY 25-26	FY 26-27	FY 27-28	FY 28-29	TOTAL
7111 - CIP Engineering & Observation	-	-	250,000	-	-	250,000
7146 - CIP Construction & Improvements	-	-	1,600,000	-	-	1,600,000
TOTAL	-	-	1,850,000	-	-	1,850,000

By Funding Source	FY 24-25	FY 25-26	FY 26-27	FY 27-28	FY 28-29	TOTAL
227 - Road Maint & Repair Act (RMRA)			1,250,000			1,250,000
233 - Measure R			600,000			600,000
						-
						-
						-
TOTAL	-	-	1,850,000	-	-	1,850,000



ALLEY IMPROVEMENTS (2027)

CIP # 9734

Project Description

Alley repairs are planned based on the recommendations of the Pavement Management System. The report is a comprehensive review of the condition of all city streets within Paramount boundaries and identifies those streets and alleys in most need of repair.

Status/Notes

New

FY 23-24 Budget

-

FY23-24 Actual Expenses

-

Unspent budget from FY 23-24 will carry over to FY 24-25

By Expense Category	FY 24-25	FY 25-26	FY 26-27	FY 27-28	FY 28-29	TOTAL
7111 - CIP Engineering & Observation	-	-	75,000	-	-	75,000
7146 - CIP Construction & Improvements	-	-	415,000	-	-	415,000
TOTAL	-	-	490,000	-	-	490,000

By Funding Source	FY 24-25	FY 25-26	FY 26-27	FY 27-28	FY 28-29	TOTAL
233 - Measure R			75,000			75,000
211 - Comm Dev Block Grant (CDBG)			415,000			415,000
						-
						-
						-
TOTAL	-	-	490,000	-	-	490,000



For illustrative purposes only

ARTERIAL STREET RESURFACING (2028)

CIP # 9830

Project Description

Each year, the City allocates funding for arterial street rehabilitation. This includes grinding down the asphalt and repaving streets, replacing damaged curb and gutter, repairing sidewalks, and installing Americans with Disabilities Act (ADA) curb ramps to ensure proper access for all pedestrians. Repairs are planned based on the recommendations of the Pavement Management System. The report is a comprehensive review of the condition of all city streets within Paramount boundaries and identifies those streets in most need of repair.

Status/Notes

New

FY 23-24 Budget

-


FY23-24 Actual Expenses

-

Unspent budget from FY 23-24 will carry over to FY 24-25

By Expense Category	FY 24-25	FY 25-26	FY 26-27	FY 27-28	FY 28-29	TOTAL
7111 - CIP Engineering & Observation	-	-	-	200,000	-	200,000
7146 - CIP Construction & Improvements	-	-	-	1,200,000	-	1,200,000
TOTAL	-	-	-	1,400,000	-	1,400,000

By Funding Source	FY 24-25	FY 25-26	FY 26-27	FY 27-28	FY 28-29	TOTAL
232 - Proposition C				1,000,000		1,000,000
234 - Measure M				400,000		400,000
						-
						-
						-
TOTAL	-	-	-	1,400,000	-	1,400,000



For illustrative purposes only

NEIGHBORHOOD STREET RESURFACING (2028)

CIP # 9831

Project Description

Each year, the City allocates funding for neighborhood street resurfacing. This includes grinding down the asphalt and repaving streets, replacing damaged curb and gutter, repairing sidewalks, slurry seal pavement, and installing Americans with Disabilities Act (ADA) curb ramps to ensure proper access for all pedestrians. Repairs are planned based on the recommendations of the Pavement Management System. The report is a comprehensive review of the condition of all city streets within Paramount boundaries and identifies those streets in most need of repair.

Status/Notes

New

FY 23-24 Budget

-

FY23-24 Actual Expenses

-

Unspent budget from FY 23-24 will carry over to FY 24-25

By Expense Category	FY 24-25	FY 25-26	FY 26-27	FY 27-28	FY 28-29	TOTAL
7111 - CIP Engineering & Observation	-	-	-	250,000	-	250,000
7146 - CIP Construction & Improvements	-	-	-	1,600,000	-	1,600,000
TOTAL	-	-	-	1,850,000	-	1,850,000

By Funding Source	FY 24-25	FY 25-26	FY 26-27	FY 27-28	FY 28-29	TOTAL
227 - Road Maint & Repair Act (RMRA)				1,250,000		1,250,000
233 - Measure R				600,000		600,000
						-
						-
						-
TOTAL	-	-	-	1,850,000	-	1,850,000



For illustrative purposes only

ROSECRANS BRIDGE REPAIR

CIP # 9833

Project Description

The City received funding from the Federal Highway Bridge Program (HBP) for the rehabilitation of the Rosecrans Avenue Bridge(s) over the Los Angeles River. The Rosecrans Avenue Bridge is on a major arterial in the City of Paramount which provides an east-west connection between Interstate 710 Long Beach Freeway and State Route 19 Lakewood Boulevard. The proposed improvements will extend the bridge life, as well as, bring the bridge to current standards and in compliance with the Association of State Highway Transportation Officials (AASHTO). This project is a multi year project that includes design and determination of appropriate repairs.

Status/Notes

In Design, Carryover to FY25

FY 23-24 Budget

2,020,000

FY23-24 Actual Expenses

80,807

Unspent budget from FY 23-24 will carry over to FY 24-25

By Expense Category	FY 24-25	FY 25-26	FY 26-27	FY 27-28	FY 28-29	TOTAL
7111 - CIP Engineering & Observation	-	-	-	-	-	-
7146 - CIP Construction & Improvements	-	-	-	-	-	-
TOTAL	-	-	-	-	-	-

By Funding Source	FY 24-25	FY 25-26	FY 26-27	FY 27-28	FY 28-29	TOTAL
232 - Proposition C						-
296EA - Early Action Metro						-
296-Highway Bridge Repair						-
296-Metro Measure R						-
TOTAL	-	-	-	-	-	-



ALLEY IMPROVEMENTS (2028)

CIP # 9834

Project Description

Alley repairs are planned based on the recommendations of the Pavement Management System. The report is a comprehensive review of the condition of all city streets within Paramount boundaries and identifies those streets and alleys in most need of repair.

Status/Notes

New

FY 23-24 Budget

-

FY23-24 Actual Expenses

-

Unspent budget from FY 23-24 will carry over to FY 24-25

By Expense Category	FY 24-25	FY 25-26	FY 26-27	FY 27-28	FY 28-29	TOTAL
7111 - CIP Engineering & Observation	-	-	-	75,000	-	75,000
7146 - CIP Construction & Improvements	-	-	-	415,000	-	415,000
TOTAL	-	-	-	490,000	-	490,000

By Funding Source	FY 24-25	FY 25-26	FY 26-27	FY 27-28	FY 28-29	TOTAL
233 - Measure R				75,000		75,000
211 - Comm Dev Block Grant (CDBG)				415,000		415,000
						-
						-
						-
TOTAL	-	-	-	490,000	-	490,000



For illustrative purposes only

ARTERIAL STREET RESURFACING (2029)

CIP # 9930

Project Description

Each year, the City allocates funding for arterial street rehabilitation. This includes grinding down the asphalt and repaving streets, replacing damaged curb and gutter, repairing sidewalks, and installing Americans with Disabilities Act (ADA) curb ramps to ensure proper access for all pedestrians. Repairs are planned based on the recommendations of the Pavement Management System. The report is a comprehensive review of the condition of all city streets within Paramount boundaries and identifies those streets in most need of repair.

Status/Notes

New

FY 23-24 Budget

-


FY23-24 Actual Expenses

-

Unspent budget from FY 23-24 will carry over to FY 24-25

By Expense Category	FY 24-25	FY 25-26	FY 26-27	FY 27-28	FY 28-29	TOTAL
7111 - CIP Engineering & Observation	-	-	-	-	200,000	200,000
7146 - CIP Construction & Improvements	-	-	-	-	1,200,000	1,200,000
TOTAL	-	-	-	-	1,400,000	1,400,000

By Funding Source	FY 24-25	FY 25-26	FY 26-27	FY 27-28	FY 28-29	TOTAL
232 - Proposition C					1,000,000	1,000,000
234 - Measure M					400,000	400,000
						-
						-
						-
TOTAL	-	-	-	-	1,400,000	1,400,000



For illustrative purposes only

NEIGHBORHOOD STREET RESURFACING (2029)

CIP # 9931

Project Description

Each year, the City allocates funding for neighborhood street resurfacing. This includes grinding down the asphalt and repaving streets, replacing damaged curb and gutter, repairing sidewalks, slurry seal pavement, and installing Americans with Disabilities Act (ADA) curb ramps to ensure proper access for all pedestrians. Repairs are planned based on the recommendations of the Pavement Management System. The report is a comprehensive review of the condition of all city streets within Paramount boundaries and identifies those streets in most need of repair.

Status/Notes

New

FY 23-24 Budget

-

FY23-24 Actual Expenses

-

Unspent budget from FY 23-24 will carry over to FY 24-25

By Expense Category	FY 24-25	FY 25-26	FY 26-27	FY 27-28	FY 28-29	TOTAL
7111 - CIP Engineering & Observation	-	-	-	-	250,000	250,000
7146 - CIP Construction & Improvements	-	-	-	-	1,600,000	1,600,000
TOTAL	-	-	-	-	1,850,000	1,850,000

By Funding Source	FY 24-25	FY 25-26	FY 26-27	FY 27-28	FY 28-29	TOTAL
227 - Road Maint & Repair Act (RMRA)					1,250,000	1,250,000
233 - Measure R					600,000	600,000
						-
						-
						-
TOTAL	-	-	-	-	1,850,000	1,850,000



For illustrative purposes only

WEST SANTA ANA BRANCH BIKEWAY PHASE II

CIP # 9932

Project Description

The City has been pursuing funding and land lease agreements to construct the West Santa Ana Branch (WSAB) Bikeway Class I bicycle and pedestrian trail along the railroad right-of-way that runs diagonally across the City. The project has been planned in phases, allowing the City to request funding from different sources and negotiate the various lease agreements in order to complete the approximate 2.3 mile trail that connects users from the Los Angeles River to the San Gabriel River through the cities of Paramount and Bellflower. Phase II of this project, from Somerset Boulevard to Rosecrans Avenue, includes bicycle and pedestrian infrastructure improvements including fencing, energy efficient LED pedestrian lighting, landscaping, decomposed granite, Americans with Disabilities Act (ADA) curb ramps, at-grade pedestrian/cyclist crossing, and street furniture for trail users.

Status/Notes

In Progress, Carryover to FY25

FY 23-24 Budget

8,075,241

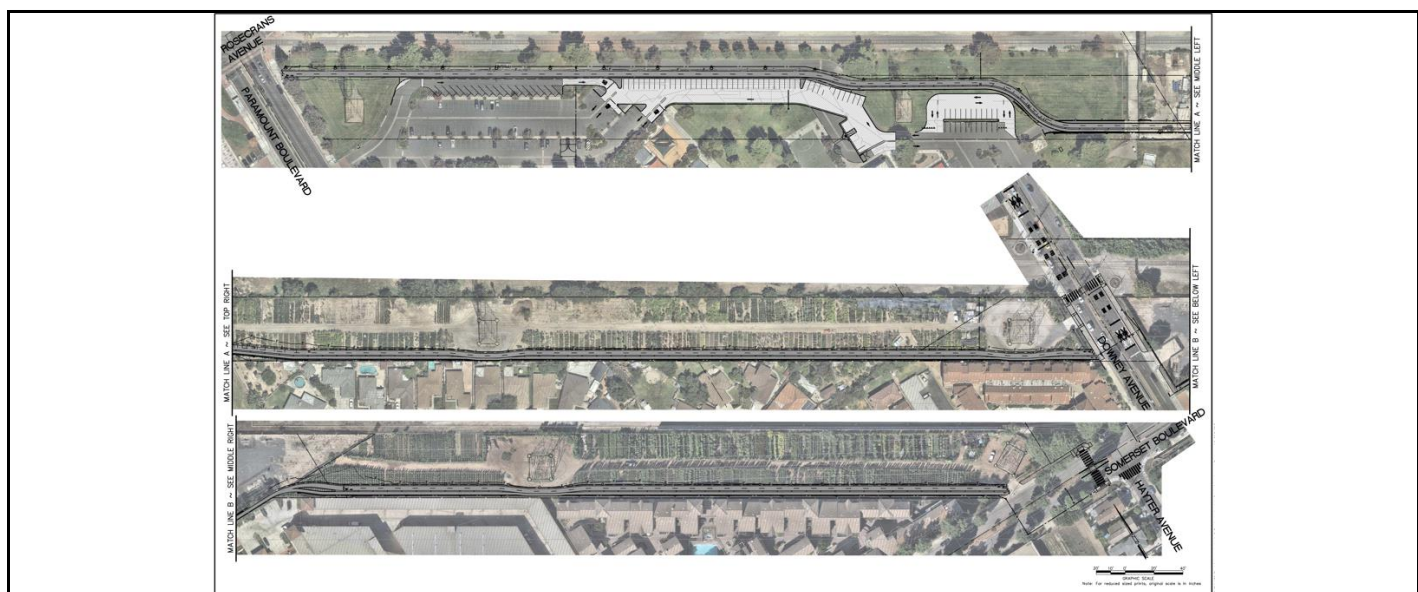
FY23-24 Actual Expenses

90,694

Unspent budget from FY 23-24 will carry over to FY 24-25

By Expense Category	FY 24-25	FY 25-26	FY 26-27	FY 27-28	FY 28-29	TOTAL
7111 - CIP Engineering & Observation	-	-	-	-	-	-
7146 - CIP Construction & Improvements	-	-	-	-	-	-
TOTAL	-	-	-	-	-	-

By Funding Source	FY 24-25	FY 25-26	FY 26-27	FY 27-28	FY 28-29	TOTAL
234 - Measure M						-
296-Caltrans ATP-SB1						-
234 - Measure M						-
296-Caltrans ATP-SB1						-
296-Caltrans PLBP						-
TOTAL	-	-	-	-	-	-



ALLEY IMPROVEMENTS (2029)

CIP # 9934

Project Description

Alley repairs are planned based on the recommendations of the Pavement Management System. The report is a comprehensive review of the condition of all city streets within Paramount boundaries and identifies those streets and alleys in most need of repair.

Status/Notes

New

FY 23-24 Budget

-

FY23-24 Actual Expenses

-

Unspent budget from FY 23-24 will carry over to FY 24-25

By Expense Category	FY 24-25	FY 25-26	FY 26-27	FY 27-28	FY 28-29	TOTAL
7111 - CIP Engineering & Observation	-	-	-	-	75,000	75,000
7146 - CIP Construction & Improvements	-	-	-	-	415,000	415,000
TOTAL	-	-	-	-	490,000	490,000

By Funding Source	FY 24-25	FY 25-26	FY 26-27	FY 27-28	FY 28-29	TOTAL
233 - Measure R					75,000	75,000
211 - Comm Dev Block Grant (CDBG)					415,000	415,000
						-
						-
						-
TOTAL	-	-	-	-	490,000	490,000



STORM DRAIN IMPROVEMENTS

CIP # ST01

Project Description

This project will include design and construction of modifications to the City's storm drain system in order to increase the capacity of storm drains to accommodate peak flow rates during heavy rainfall events, thereby reducing the risk of localized flooding and water damage. This project will focus on design only for two project locations: (1) Madison Street between Paramount and Downey; and (2) Jefferson Street west of Paramount at Colorado, Vermont and Minnesota

Status/Notes

New

FY 23-24 Budget

-

FY23-24 Actual Expenses

-

Unspent budget from FY 23-24 will carry over to FY 24-25

By Expense Category	FY 24-25	FY 25-26	FY 26-27	FY 27-28	FY 28-29	TOTAL
7111 - CIP Engineering & Observation	200,000	100,000	-	-	-	300,000
7146 - CIP Construction & Improvements	-	1,800,000	-	-	-	1,800,000
TOTAL	200,000	1,900,000	-	-	-	2,100,000

By Funding Source	FY 24-25	FY 25-26	FY 26-27	FY 27-28	FY 28-29	TOTAL
290 - Storm Drain	200,000	100,000				300,000
Unf - Unfunded		1,800,000				1,800,000
						-
						-
						-
TOTAL	200,000	1,900,000	-	-	-	2,100,000



Madison St.

STORM DRAIN IMPROVEMENTS

CIP # ST02

Project Description

This project will include design and construction of modifications to the City's storm drain system in order to increase the capacity of storm drains to accommodate peak flow rates during heavy rainfall events, thereby reducing the risk of localized flooding and water damage.

Status/Notes

New

FY 23-24 Budget

-


FY23-24 Actual Expenses

-

Unspent budget from FY 23-24 will carry over to FY 24-25

By Expense Category	FY 24-25	FY 25-26	FY 26-27	FY 27-28	FY 28-29	TOTAL
7111 - CIP Engineering & Observation	-	-	200,000	100,000	-	300,000
7146 - CIP Construction & Improvements	-	-	-	1,800,000	-	1,800,000
TOTAL	-	-	200,000	1,900,000	-	2,100,000

By Funding Source	FY 24-25	FY 25-26	FY 26-27	FY 27-28	FY 28-29	TOTAL
290 - Storm Drain			200,000	100,000		300,000
Unf - Unfunded				1,800,000		1,800,000
						-
						-
						-
TOTAL	-	-	200,000	1,900,000	-	2,100,000



TRAFFIC CIRCLE INSTALLATION

CIP # ST03

Project Description

After a full traffic engineering analysis of the temporary traffic circle at the intersection of Madison Street and Orizaba Avenue, this project would include the design and construction of a permanent Traffic Circle.

Status/Notes

New

FY 23-24 Budget

-

FY23-24 Actual Expenses

-

Unspent budget from FY 23-24 will carry over to FY 24-25

By Expense Category	FY 24-25	FY 25-26	FY 26-27	FY 27-28	FY 28-29	TOTAL
7111 - CIP Engineering & Observation	-	-	-	-	-	-
7146 - CIP Construction & Improvements	-	-	-	-	-	-
TOTAL	-	-	-	-	-	-

By Funding Source	FY 24-25	FY 25-26	FY 26-27	FY 27-28	FY 28-29	TOTAL
Unf - Unfunded						-
						-
						-
						-
TOTAL	-	-	-	-	-	-



CURB ADDRESS PAINTING

CIP # ST04

Project Description

Repainting of curb addresses for all residential addresses in the City. Address numbers painted on curbs play an important role when it comes to providing a quick and easy way for emergency responders, delivery services, and others to locate properties. This project will ensure that every single and multi-family home within the City shall have its address number painted on its corresponding curb.

Status/Notes

New

FY 23-24 Budget

-

FY23-24 Actual Expenses

-

Unspent budget from FY 23-24 will carry over to FY 24-25

By Expense Category	FY 24-25	FY 25-26	FY 26-27	FY 27-28	FY 28-29	TOTAL
7111 - CIP Engineering & Observation	-	-	-	-	-	-
7146 - CIP Construction & Improvements	-	-	-	-	50,000	50,000
TOTAL	-	-	-	-	50,000	50,000

By Funding Source	FY 24-25	FY 25-26	FY 26-27	FY 27-28	FY 28-29	TOTAL
Unf - Unfunded					50,000	50,000
						-
						-
						-
						-
TOTAL	-	-	-	-	50,000	50,000



ORANGE STREET IMPROVEMENTS

CIP # ST05

Project Description

This project includes grinding down the asphalt and repaving Orange Avenue and its service road between Century and Cortland. Over the years the trees in this area have caused significant damage to the pavement and need to be removed and replaced in order to make the necessary repairs to the street.

Status/Notes

New

FY 23-24 Budget

-

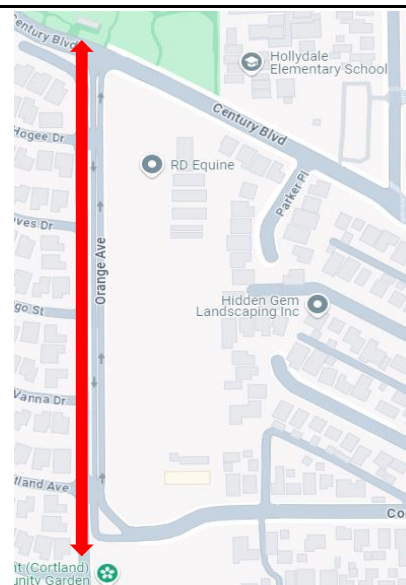
FY23-24 Actual Expenses

-

Unspent budget from FY 23-24 will carry over to FY 24-25

By Expense Category	FY 24-25	FY 25-26	FY 26-27	FY 27-28	FY 28-29	TOTAL
7111 - CIP Engineering & Observation	-	150,000	-	-	-	150,000
7146 - CIP Construction & Improvements	-	1,000,000	-	-	-	1,000,000
TOTAL	-	1,150,000	-	-	-	1,150,000

By Funding Source	FY 24-25	FY 25-26	FY 26-27	FY 27-28	FY 28-29	TOTAL
Unf - Unfunded		1,150,000				1,150,000
						-
						-
						-
						-
TOTAL	-	1,150,000	-	-	-	1,150,000



PARAMOUNT PARK PLAYGROUND

CIP # 9254

Project Description

Installation of new signature playground at the front of Paramount Park. Project was completed in FY25.

Status/Notes

Completed

FY 23-24 Budget

322,000

FY23-24 Actual Expenses

320,241

Unspent budget from FY 23-24 will carry over to FY 24-25

By Expense Category	FY 24-25	FY 25-26	FY 26-27	FY 27-28	FY 28-29	TOTAL
7111 - CIP Engineering & Observation	-	-	-	-	-	-
7146 - CIP Construction & Improvements	-	-	-	-	-	-
TOTAL	-	-	-	-	-	-

By Funding Source	FY 24-25	FY 25-26	FY 26-27	FY 27-28	FY 28-29	TOTAL
112 - Capital Projects Fund						-
235 - Measure A (Safe Clean Parks)						-
						-
						-
TOTAL	-	-	-	-	-	-



DILLS PARK COMMUNITY ORCHARD

CIP # 9258

Project Description

Installation of fencing, walk path, garden planters and fruit trees in the north grass area at Dills Park. This project also adds additional walking trails and landscaping improvements on the south field at Dills Park.

Status/Notes

Under construction, Carryover to FY 25

FY 23-24 Budget

3,090,000

FY23-24 Actual Expenses

399,071

Unspent budget from FY 23-24 will carry over to FY 24-25

By Expense Category	FY 24-25	FY 25-26	FY 26-27	FY 27-28	FY 28-29	TOTAL
7111 - CIP Engineering & Observation	-	-	-	-	-	-
7146 - CIP Construction & Improvements	-	-	-	-	-	-
TOTAL	-	-	-	-	-	-

By Funding Source	FY 24-25	FY 25-26	FY 26-27	FY 27-28	FY 28-29	TOTAL
112 - Capital Projects Fund						-
296 - Port of Long Beach						-
112 - Capital Projects Fund						-
297 - Community Benefit Agreement (Go St)						-
296-CPRS - Rendon Grant #2						-
TOTAL	-	-	-	-	-	-



DILLS PARK RENOVATION

CIP # 9259

Project Description

Dills Park improvements at the south field includes an additional restroom and a 48-space parking lot off Somerset Boulevard to serve park users. This project is partially funded through the Prop 68 grant fund.

Status/Notes

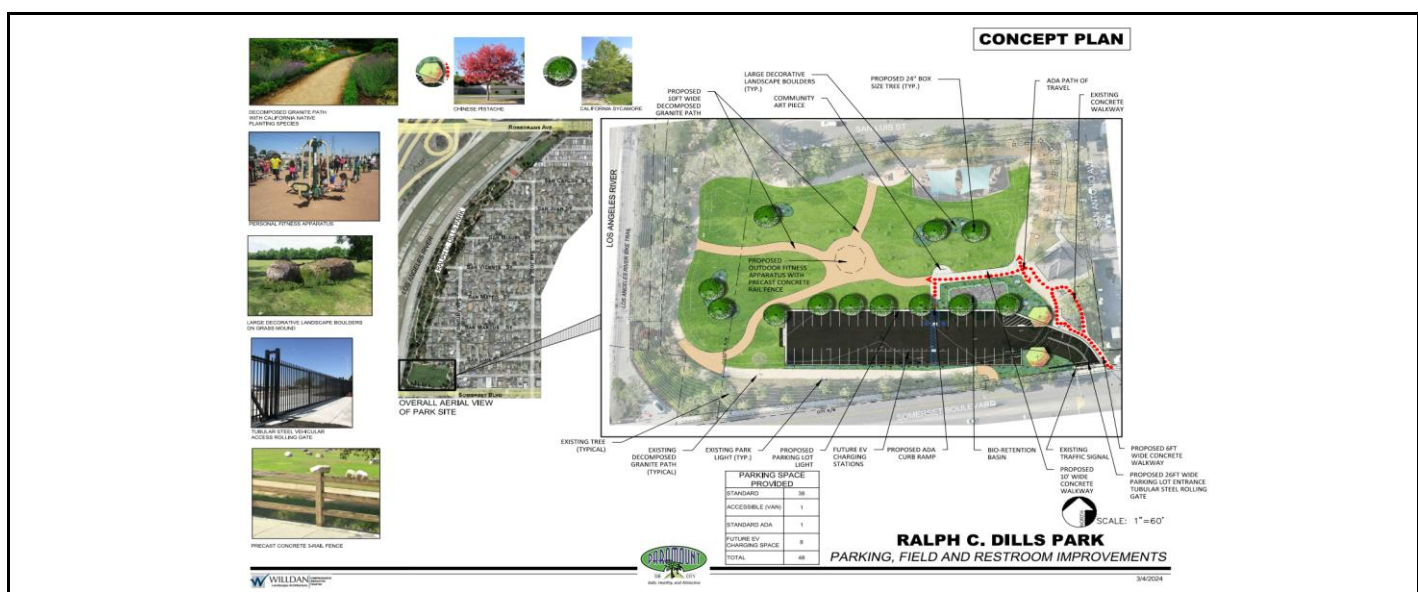
In Design, Carryover to FY25	
------------------------------	--

FY 23-24 Budget	2,093,372	FY23-24 Actual Expenses	95,917
-----------------	-----------	-------------------------	--------

Unspent budget from FY 23-24 will carry over to FY 24-25

By Expense Category	FY 24-25	FY 25-26	FY 26-27	FY 27-28	FY 28-29	TOTAL
7111 - CIP Engineering & Observation	-	-	-	-	-	-
7146 - CIP Construction & Improvements	-	-	-	-	-	-
TOTAL	-	-	-	-	-	-

By Funding Source	FY 24-25	FY 25-26	FY 26-27	FY 27-28	FY 28-29	TOTAL
112 - Capital Projects Fund						-
296-P68 - Proposition 68						-
112 - Capital Projects Fund						-
235 - Measure A (Safe Clean Parks)						-
296-P68 - Proposition 68						-
TOTAL	-	-	-	-	-	-



GYM IMPROVEMENTS

CIP # 9265

Project Description

Interior building improvements to the Paramount Gymnasium including the replacement of all the exterior and interior doors and frames, new flooring, and interior paint. Project was completed in FY25.

Status/Notes

Completed

FY 23-24 Budget

50,000


FY23-24 Actual Expenses

49,477

Unspent budget from FY 23-24 will carry over to FY 24-25

By Expense Category	FY 24-25	FY 25-26	FY 26-27	FY 27-28	FY 28-29	TOTAL
7111 - CIP Engineering & Observation	-	-	-	-	-	-
7146 - CIP Construction & Improvements	-	-	-	-	-	-
TOTAL	-	-	-	-	-	-

By Funding Source	FY 24-25	FY 25-26	FY 26-27	FY 27-28	FY 28-29	TOTAL
112 - Capital Projects Fund						-
						-
						-
						-
TOTAL	-	-	-	-	-	-



MARIPOSA CLASSROOM CONVERSION DESIGN

CIP # 9268

Project Description

This project includes the design only for a conversion of the existing classroom at Mariposa to a dance studio for instructional classes and expansion of outdoor space.

Status/Notes

In Design, Carryover to FY25

FY 23-24 Budget

277,500

FY23-24 Actual Expenses

-

Unspent budget from FY 23-24 will carry over to FY 24-25

By Expense Category	FY 24-25	FY 25-26	FY 26-27	FY 27-28	FY 28-29	TOTAL
7111 - CIP Engineering & Observation	10,000	-	-	-	-	10,000
7146 - CIP Construction & Improvements	-	-	-	-	-	-
TOTAL	10,000	-	-	-	-	10,000

By Funding Source	FY 24-25	FY 25-26	FY 26-27	FY 27-28	FY 28-29	TOTAL
112 - Capital Projects Fund	10,000					10,000
296-CPRS - Rendon Grant #2						-
						-
						-
TOTAL	10,000	-	-	-	-	10,000



ALL-AMERICAN PARK PLAYGROUND REPLACEMENT

CIP # 9350

Project Description

Replace playground equipment and surfacing material. Project was completed in FY25.

Status/Notes

Completed

FY 23-24 Budget

289,400

FY23-24 Actual Expenses

280,000

Unspent budget from FY 23-24 will carry over to FY 24-25

By Expense Category	FY 24-25	FY 25-26	FY 26-27	FY 27-28	FY 28-29	TOTAL
7111 - CIP Engineering & Observation	-	-	-	-	-	-
7146 - CIP Construction & Improvements	-	-	-	-	-	-
TOTAL	-	-	-	-	-	-

By Funding Source	FY 24-25	FY 25-26	FY 26-27	FY 27-28	FY 28-29	TOTAL
112 - Capital Projects Fund						-
235 - Measure A (Safe Clean Parks)						-
						-
						-
TOTAL	-	-	-	-	-	-



PROGRESS PARK PLAYGROUND REPLACEMENT

CIP # 9351

Project Description
Replace playground equipment and surfacing material. Project was completed in FY25.

Status/Notes
Completed

FY 23-24 Budget	173,000	FY23-24 Actual Expenses	155,780
Unspent budget from FY 23-24 will carry over to FY 24-25			

By Expense Category	FY 24-25	FY 25-26	FY 26-27	FY 27-28	FY 28-29	TOTAL
7111 - CIP Engineering & Observation	-	-	-	-	-	-
7146 - CIP Construction & Improvements	-	-	-	-	-	-
TOTAL	-	-	-	-	-	-

By Funding Source	FY 24-25	FY 25-26	FY 26-27	FY 27-28	FY 28-29	TOTAL
112 - Capital Projects Fund						-
235 - Measure A (Safe Clean Parks)						-
						-
						-
TOTAL	-	-	-	-	-	-



PROGRESS PLAZA EXTERIOR IMPROVEMENTS

CIP # 9352

Project Description

This project includes exterior improvements at Progress Park that include the installation of additional structures and amenities for the patio areas.

Status/Notes

In Design, Carryover to FY25

FY 23-24 Budget

1,896,445

FY23-24 Actual Expenses

130,005

Unspent budget from FY 23-24 will carry over to FY 24-25

By Expense Category	FY 24-25	FY 25-26	FY 26-27	FY 27-28	FY 28-29	TOTAL
7111 - CIP Engineering & Observation	-	-	-	-	-	-
7146 - CIP Construction & Improvements	-	-	-	-	-	-
TOTAL	-	-	-	-	-	-

By Funding Source	FY 24-25	FY 25-26	FY 26-27	FY 27-28	FY 28-29	TOTAL
112 - Capital Projects Fund						-
296-CPRS - Rendon Grant #2						-
						-
						-
TOTAL	-	-	-	-	-	-



SPANE PARK FACILITY IMPROVEMENTS

CIP # 9358

Project Description

Renovation of interior bathrooms, replacement of flooring and interior doors, and repainting (FY 24 CO) and design of expansion and construction of new reception area (5 year plan)

Status/Notes

In Design, Carryover to FY25

FY 23-24 Budget

415,000

FY23-24 Actual Expenses

61,249

Unspent budget from FY 23-24 will carry over to FY 24-25

By Expense Category	FY 24-25	FY 25-26	FY 26-27	FY 27-28	FY 28-29	TOTAL
7111 - CIP Engineering & Observation	-	-	300,000	300,000	-	600,000
7146 - CIP Construction & Improvements	-	-	-	2,000,000	-	2,000,000
TOTAL	-	-	300,000	2,300,000	-	2,600,000

By Funding Source	FY 24-25	FY 25-26	FY 26-27	FY 27-28	FY 28-29	TOTAL
112 - Capital Projects Fund						-
296 - Federal (Lucille Roybal-Allard)						-
Unf - Unfunded			300,000	2,300,000		2,600,000
						-
						-
TOTAL	-	-	300,000	2,300,000	-	2,600,000



PARK MONUMENT SIGN

CIP # 9450

Project Description

Design and replacement of monument signs at City facilities.

Status/Notes

In Design, Carryover to FY25

FY 23-24 Budget

195,000

FY23-24 Actual Expenses

-

Unspent budget from FY 23-24 will carry over to FY 24-25

By Expense Category	FY 24-25	FY 25-26	FY 26-27	FY 27-28	FY 28-29	TOTAL
7111 - CIP Engineering & Observation	-	15,000	15,000	15,000	-	45,000
7146 - CIP Construction & Improvements	-	200,000	200,000	200,000	-	600,000
TOTAL	-	215,000	215,000	215,000	-	645,000

By Funding Source	FY 24-25	FY 25-26	FY 26-27	FY 27-28	FY 28-29	TOTAL
112 - Capital Projects Fund		215,000	215,000	215,000		645,000
						-
						-
						-
						-
TOTAL	-	215,000	215,000	215,000	-	645,000



IRRIGATION VALVE UPGRADES

CIP # 9451

Project Description

Installation of new valves for the irrigation system to be able to properly communicate with the irrigation control system.

Status/Notes

In Progress

FY 23-24 Budget

35,000

FY23-24 Actual Expenses

35,000

Unspent budget from FY 23-24 will carry over to FY 24-25

By Expense Category	FY 24-25	FY 25-26	FY 26-27	FY 27-28	FY 28-29	TOTAL
7111 - CIP Engineering & Observation	-	-	-	-	-	-
7146 - CIP Construction & Improvements	-	-	-	-	-	-
TOTAL	-	-	-	-	-	-

By Funding Source	FY 24-25	FY 25-26	FY 26-27	FY 27-28	FY 28-29	TOTAL
112 - Capital Projects Fund						-
						-
						-
						-
TOTAL	-	-	-	-	-	-



PARK LANDSCAPE IMPROVEMENTS

CIP # 9452

Project Description
Refresh of the landscaped areas at Village Park. Includes conversion to drought tolerant planting materials and minor irrigation repairs.

Status/Notes
In Progress

FY 23-24 Budget	35,000	FY23-24 Actual Expenses	7,319
Unspent budget from FY 23-24 will carry over to FY 24-25			

By Expense Category	FY 24-25	FY 25-26	FY 26-27	FY 27-28	FY 28-29	TOTAL
7111 - CIP Engineering & Observation	-	-	-	-	-	-
7146 - CIP Construction & Improvements	-	-	-	-	-	-
TOTAL	-	-	-	-	-	-

By Funding Source	FY 24-25	FY 25-26	FY 26-27	FY 27-28	FY 28-29	TOTAL
112 - Capital Projects Fund						-
						-
						-
						-
TOTAL	-	-	-	-	-	-



PARAMOUNT PARK ENTRY IMPROVEMENT

CIP # 9454

Project Description

Re-landscape of entry area and installation of mosaic art piece near the entrance of the Community Center at Paramount Park.

Status/Notes

In Progress

FY 23-24 Budget

99,500

FY23-24 Actual Expenses

54,922

Unspent budget from FY 23-24 will carry over to FY 24-25

By Expense Category	FY 24-25	FY 25-26	FY 26-27	FY 27-28	FY 28-29	TOTAL
7111 - CIP Engineering & Observation	-	-	-	-	-	-
7146 - CIP Construction & Improvements	-	-	-	-	-	-
TOTAL	-	-	-	-	-	-

By Funding Source	FY 24-25	FY 25-26	FY 26-27	FY 27-28	FY 28-29	TOTAL
						-
						-
						-
						-
						-
TOTAL	-	-	-	-	-	-



ALL-AMERICAN PARK PICNIC SHELTER REPLACEMENT

CIP # 9455

Project Description

Replacement of picnic shelter to be installed at All American Park.

Status/Notes

In Design, Carryover to FY25

FY 23-24 Budget

120,000

FY23-24 Actual Expenses

6,440

Unspent budget from FY 23-24 will carry over to FY 24-25

By Expense Category	FY 24-25	FY 25-26	FY 26-27	FY 27-28	FY 28-29	TOTAL
7111 - CIP Engineering & Observation	-	-	-	-	-	-
7146 - CIP Construction & Improvements	-	-	-	-	-	-
TOTAL	-	-	-	-	-	-

By Funding Source	FY 24-25	FY 25-26	FY 26-27	FY 27-28	FY 28-29	TOTAL
112 - Capital Projects Fund						-
						-
						-
						-
						-
TOTAL	-	-	-	-	-	-



PARAMOUNT GYM IMPROVEMENTS

CIP # 9457

Project Description

Installation of a new gym curtain, improvements to the attic area, and conversion of empty room to storage. Project completed in FY25.

Status/Notes

In Progress

FY 23-24 Budget

100,000


FY23-24 Actual Expenses

27,074

Unspent budget from FY 23-24 will carry over to FY 24-25

By Expense Category	FY 24-25	FY 25-26	FY 26-27	FY 27-28	FY 28-29	TOTAL
7111 - CIP Engineering & Observation	-	-	-	-	-	-
7146 - CIP Construction & Improvements	-	-	-	-	-	-
TOTAL	-	-	-	-	-	-

By Funding Source	FY 24-25	FY 25-26	FY 26-27	FY 27-28	FY 28-29	TOTAL
297 - Community Benefit Agreement (Go St						-
						-
						-
						-
TOTAL	-	-	-	-	-	-



PARK DEVELOPMENT CONCEPT

CIP # 9460

Project Description

Research and development of potential park concept ideas.

Status/Notes

In Design, Carryover to FY25

FY 23-24 Budget

285,000

FY23-24 Actual Expenses

-

Unspent budget from FY 23-24 will carry over to FY 24-25

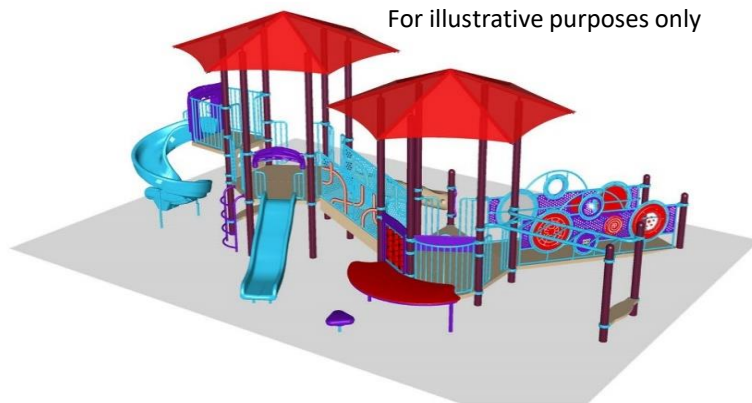
By Expense Category	FY 24-25	FY 25-26	FY 26-27	FY 27-28	FY 28-29	TOTAL
7111 - CIP Engineering & Observation	-	-	-	-	-	-
7146 - CIP Construction & Improvements	-	-	-	-	-	-
TOTAL	-	-	-	-	-	-

By Funding Source	FY 24-25	FY 25-26	FY 26-27	FY 27-28	FY 28-29	TOTAL
235 - Measure A (Safe Clean Parks)						-
						-
						-
						-
TOTAL	-	-	-	-	-	-

CITY OF PARAMOUNT PROGRESS PARK
NW VIEW

R5
FOR R500
AGES
2-5

For illustrative purposes only



STRUCTURE # R50A1D76A
PROJECT # PAC2300915A
DATE 5/2/2023

PLAYCRAFT
SYSTEMS

DILLS PARK PLAYGROUND REPLACEMENT

CIP # 9461

Project Description

Replacement of playground at Dills Park. Project completed in FY25.

Status/Notes

In Progress

FY 23-24 Budget

251,450

FY23-24 Actual Expenses

256,626

Unspent budget from FY 23-24 will carry over to FY 24-25

By Expense Category	FY 24-25	FY 25-26	FY 26-27	FY 27-28	FY 28-29	TOTAL
7111 - CIP Engineering & Observation	-	-	-	-	-	-
7146 - CIP Construction & Improvements	-	-	-	-	-	-
TOTAL	-	-	-	-	-	-

By Funding Source	FY 24-25	FY 25-26	FY 26-27	FY 27-28	FY 28-29	TOTAL
112 - Capital Projects Fund						-
235 - Measure A (Safe Clean Parks)						-
						-
						-
TOTAL	-	-	-	-	-	-



SOMERSET RANCH POCKET PARK DESIGN

CIP # 9462

Project Description

Preparation of design documents for new pocket park located on Somerset Ranch Road North, south of Gardendale St.

Status/Notes

In Design

FY 23-24 Budget

47,500

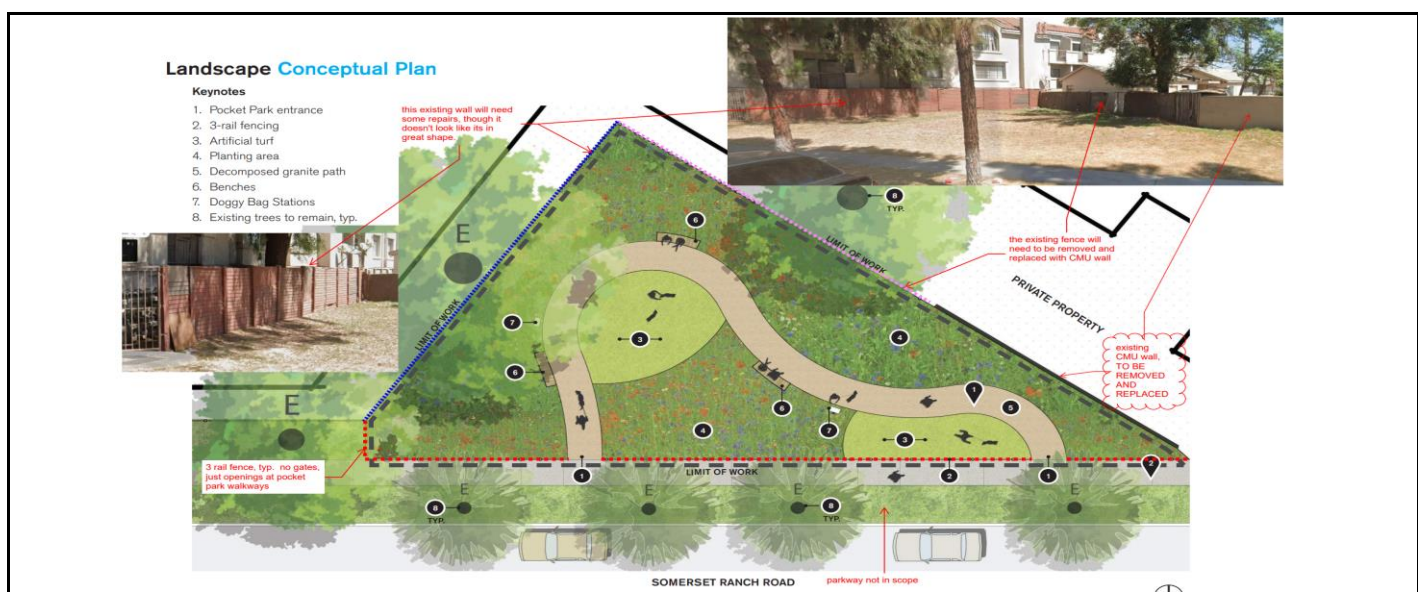
FY23-24 Actual Expenses

35,250

Unspent budget from FY 23-24 will carry over to FY 24-25

By Expense Category	FY 24-25	FY 25-26	FY 26-27	FY 27-28	FY 28-29	TOTAL
7111 - CIP Engineering & Observation	-	-	-	-	-	-
7146 - CIP Construction & Improvements	-	-	300,000	-	-	300,000
TOTAL	-	-	300,000	-	-	300,000

By Funding Source	FY 24-25	FY 25-26	FY 26-27	FY 27-28	FY 28-29	TOTAL
112 - Capital Projects Fund			300,000			300,000
						-
						-
						-
TOTAL	-	-	300,000	-	-	300,000



ALL AMERICAN PARK ACTIVITY CENTER CONCEPTUAL DESIGN

CIP # 9463

Project Description

Preparation of conceptual design document for a building expansion at All American Park to house an Activity Center.

Status/Notes

Completed

FY 23-24 Budget

50,000

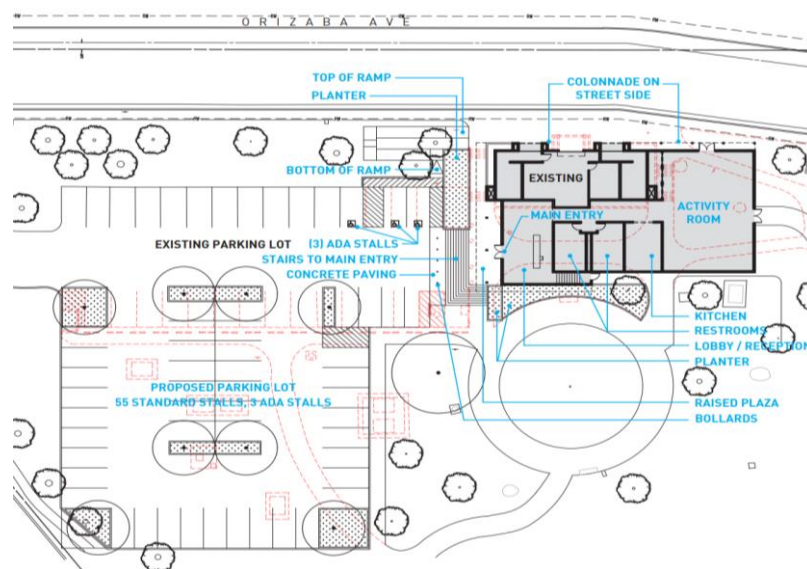
FY23-24 Actual Expenses

28,860

Unspent budget from FY 23-24 will carry over to FY 24-25

By Expense Category	FY 24-25	FY 25-26	FY 26-27	FY 27-28	FY 28-29	TOTAL
7111 - CIP Engineering & Observation	-	-	-	-	1,500,000	1,500,000
7146 - CIP Construction & Improvements	-	-	-	-	5,000,000	5,000,000
TOTAL	-	-	-	-	6,500,000	6,500,000

By Funding Source	FY 24-25	FY 25-26	FY 26-27	FY 27-28	FY 28-29	TOTAL
112 - Capital Projects Fund						-
Unf - Unfunded					6,500,000	6,500,000
						-
						-
TOTAL	-	-	-	-	6,500,000	6,500,000



PARAMOUNT PARK COMMUNITY CENTER RENOVATION & EXPANSION

CIP # 9464

Project Description

Expansion of the Paramount Park Community Center by over 4,000 square feet to include dedicated senior activity spaces, renovation of the existing office areas and auditorium space, including the addition of screened outdoor recreation spaces.

Status/Notes

In Design

FY 23-24 Budget

15,000

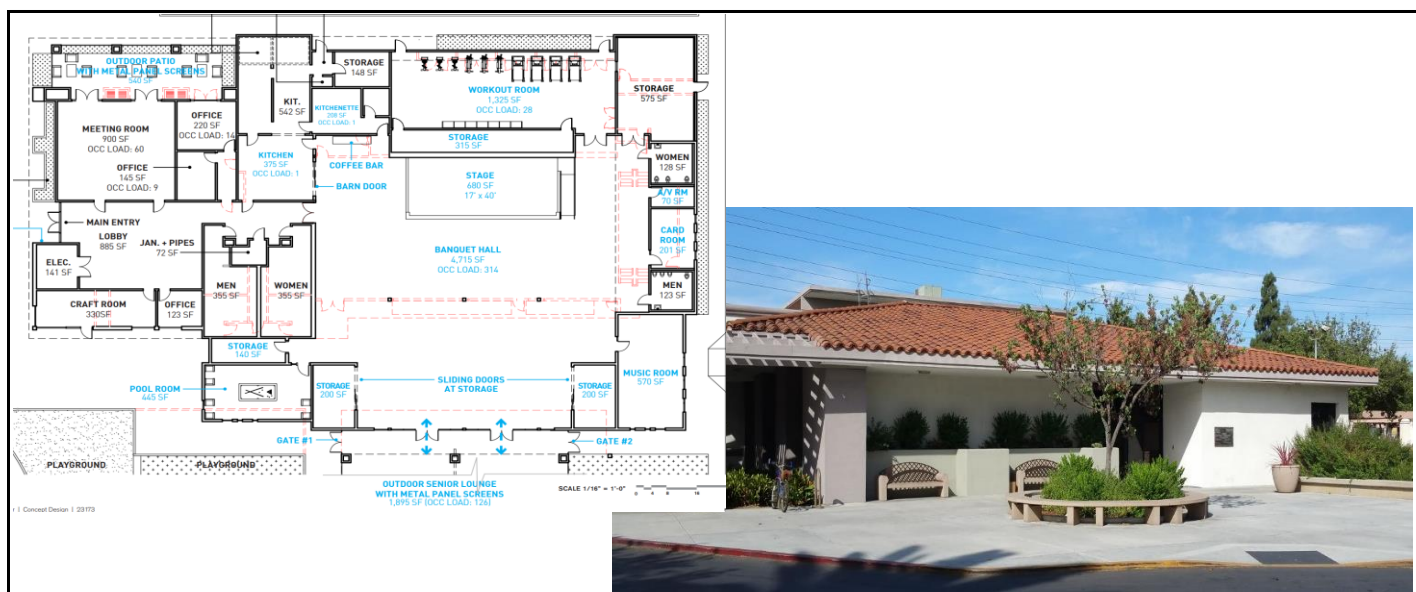
FY23-24 Actual Expenses

15,193

Unspent budget from FY 23-24 will carry over to FY 24-25

By Expense Category	FY 24-25	FY 25-26	FY 26-27	FY 27-28	FY 28-29	TOTAL
7111 - CIP Engineering & Observation	950,000	850,000	-	-	-	1,800,000
7146 - CIP Construction & Improvements	-	7,272,213	-	-	-	7,272,213
TOTAL	950,000	8,122,213	-	-	-	9,072,213

By Funding Source	FY 24-25	FY 25-26	FY 26-27	FY 27-28	FY 28-29	TOTAL
112 - Capital Projects Fund		850,000				850,000
296 - Other Grants	950,000					950,000
112 - Capital Projects Fund		850,000				850,000
296 - Other Grants		6,422,213				6,422,213
TOTAL	950,000	8,122,213	-	-	-	9,072,213



VETERANS MEMORIAL RENOVATION

CIP # 9477

Project Description

Installation of updated art piece and memorial walls, replacement of pavers.

Status/Notes

In Design, Carryover to FY25

FY 23-24 Budget

497,750

FY23-24 Actual Expenses

103,044

Unspent budget from FY 23-24 will carry over to FY 24-25

By Expense Category	FY 24-25	FY 25-26	FY 26-27	FY 27-28	FY 28-29	TOTAL
7111 - CIP Engineering & Observation	-	-	-	-	-	-
7146 - CIP Construction & Improvements	-	-	-	-	-	-
TOTAL	-	-	-	-	-	-

By Funding Source	FY 24-25	FY 25-26	FY 26-27	FY 27-28	FY 28-29	TOTAL
112 - Capital Projects Fund						-
292 - Public Art						-
						-
						-
TOTAL	-	-	-	-	-	-

PARAMOUNT ARMED FORCES MEMORIAL
VETERAN'S MEMORIAL BRONZE



A life sized kneeling soldier pays tribute at the foot of a Fallen Soldier cross.
This bronze sculpture will be placed in the center of the circular plaza, facing in the direction of the Mark Leichter sculpture "Unfolding". This also has the soldier facing the flag, and creates a natural flow from one plaza to the next.
The Elks medallion will be placed on the granite plaza next to the Battlefield cross.

JK DESIGNS, INC. — NATIONAL SCULPTORS' GUILD
PO Box 848 | Loveland, Colorado 80539 | (970) 667-2015
jk-designs-inc.com



scale approxima

"COME ON, DAD!" ART PIECE

CIP # 9575

Project Description

Installation of replacement of the "Come On, Dad!" art piece

Status/Notes

FY25

FY 23-24 Budget

-

FY23-24 Actual Expenses

-

Unspent budget from FY 23-24 will carry over to FY 24-25

By Expense Category	FY 24-25	FY 25-26	FY 26-27	FY 27-28	FY 28-29	TOTAL
7111 - CIP Engineering & Observation	-	-	-	-	-	-
7146 - CIP Construction & Improvements	70,000	-	-	-	-	70,000
TOTAL	70,000	-	-	-	-	70,000

By Funding Source	FY 24-25	FY 25-26	FY 26-27	FY 27-28	FY 28-29	TOTAL
292 - Public Art	70,000					70,000
						-
						-
						-
						-
TOTAL	70,000	-	-	-	-	70,000



GARFIELD PARK PLAYGROUND REPLACEMENT

CIP # PK01

Project Description

Replacement of playground equipment and surfacing area at Garfield Park.

Status/Notes

New

FY 23-24 Budget

-

FY23-24 Actual Expenses

-

Unspent budget from FY 23-24 will carry over to FY 24-25

By Expense Category	FY 24-25	FY 25-26	FY 26-27	FY 27-28	FY 28-29	TOTAL
7111 - CIP Engineering & Observation	-	-	-	-	-	-
7146 - CIP Construction & Improvements	-	250,000	-	-	-	250,000
TOTAL	-	250,000	-	-	-	250,000

By Funding Source	FY 24-25	FY 25-26	FY 26-27	FY 27-28	FY 28-29	TOTAL
Unf - Unfunded		250,000				250,000
						-
						-
						-
						-
TOTAL	-	250,000	-	-	-	250,000



MEADOWS PARK PLAYGROUND REPLACEMENT

CIP # PK02

Project Description

Replacement of playground equipment and surfacing area at Meadows Park.

Status/Notes

New

FY 23-24 Budget

-

FY23-24 Actual Expenses

-

Unspent budget from FY 23-24 will carry over to FY 24-25

By Expense Category	FY 24-25	FY 25-26	FY 26-27	FY 27-28	FY 28-29	TOTAL
7111 - CIP Engineering & Observation	-	-	-	-	-	-
7146 - CIP Construction & Improvements	-	250,000	-	-	-	250,000
TOTAL	-	250,000	-	-	-	250,000

By Funding Source	FY 24-25	FY 25-26	FY 26-27	FY 27-28	FY 28-29	TOTAL
Unf - Unfunded		250,000				250,000
						-
						-
						-
						-
TOTAL	-	250,000	-	-	-	250,000



DILLS PARK SOUTH FIELD PLAYGROUND REPLACEMENT

CIP # PK03

Project Description

Replacement of playground equipment and surfacing area at Dills Park.

Status/Notes

New

FY 23-24 Budget

-

FY23-24 Actual Expenses

-

Unspent budget from FY 23-24 will carry over to FY 24-25

By Expense Category	FY 24-25	FY 25-26	FY 26-27	FY 27-28	FY 28-29	TOTAL
7111 - CIP Engineering & Observation	-	-	-	-	-	-
7146 - CIP Construction & Improvements	-	250,000	-	-	-	250,000
TOTAL	-	250,000	-	-	-	250,000

By Funding Source	FY 24-25	FY 25-26	FY 26-27	FY 27-28	FY 28-29	TOTAL
235 - Measure A (Safe Clean Parks)		250,000				250,000
						-
						-
						-
						-
TOTAL	-	250,000	-	-	-	250,000



PARAMOUNT PARK EAST PLAYGROUND REPLACEMENT

CIP # PK04

Project Description

Replacement of playground equipment and surfacing area at Paramount Park - east location.

Status/Notes

New

FY 23-24 Budget

-

FY23-24 Actual Expenses

-

Unspent budget from FY 23-24 will carry over to FY 24-25

By Expense Category	FY 24-25	FY 25-26	FY 26-27	FY 27-28	FY 28-29	TOTAL
7111 - CIP Engineering & Observation	-	-	-	-	-	-
7146 - CIP Construction & Improvements	-	-	350,000	-	-	350,000
TOTAL	-	-	350,000	-	-	350,000

By Funding Source	FY 24-25	FY 25-26	FY 26-27	FY 27-28	FY 28-29	TOTAL
235 - Measure A (Safe Clean Parks)			350,000			350,000
						-
						-
						-
						-
TOTAL	-	-	350,000	-	-	350,000



PROGRESS PLAZA KITCHEN RENOVATION

CIP # PK05

Project Description

Upgrade of kitchen appliances, storage units, flooring, and paint at Progress Park Plaza.

Status/Notes

New

FY 23-24 Budget

-

FY23-24 Actual Expenses

-

Unspent budget from FY 23-24 will carry over to FY 24-25

By Expense Category	FY 24-25	FY 25-26	FY 26-27	FY 27-28	FY 28-29	TOTAL
7111 - CIP Engineering & Observation	-	-	40,000	-	-	40,000
7146 - CIP Construction & Improvements	-	-	300,000	-	-	300,000
TOTAL	-	-	340,000	-	-	340,000

By Funding Source	FY 24-25	FY 25-26	FY 26-27	FY 27-28	FY 28-29	TOTAL
Unf - Unfunded			340,000			340,000
						-
						-
						-
						-
TOTAL	-	-	340,000	-	-	340,000



PROGRESS PLAZA BOARDROOM AV SYSTEM & FURNITURE REPLACEMENT

CIP # PK06

Project Description

Installation of AV System in the Progress Plaza Boardroom and replacement of conference table and chairs.

Status/Notes

New

FY 23-24 Budget

-

FY23-24 Actual Expenses

-

Unspent budget from FY 23-24 will carry over to FY 24-25

By Expense Category	FY 24-25	FY 25-26	FY 26-27	FY 27-28	FY 28-29	TOTAL
7111 - CIP Engineering & Observation	-	-	-	-	-	-
7146 - CIP Construction & Improvements	-	100,000	-	-	-	100,000
TOTAL	-	100,000	-	-	-	100,000

By Funding Source	FY 24-25	FY 25-26	FY 26-27	FY 27-28	FY 28-29	TOTAL
112 - Capital Projects Fund		100,000				100,000
						-
						-
						-
TOTAL	-	100,000	-	-	-	100,000



PROGRESS PARK BALLFIELD RENOVATIONS

CIP # PK07

Project Description

Renovation of outfield turf, irrigation, and brickdust infields including portable pitching mound and storage units.

Status/Notes

New

FY 23-24 Budget

-

FY23-24 Actual Expenses

-

Unspent budget from FY 23-24 will carry over to FY 24-25

By Expense Category	FY 24-25	FY 25-26	FY 26-27	FY 27-28	FY 28-29	TOTAL
7111 - CIP Engineering & Observation	-	-	-	-	-	-
7146 - CIP Construction & Improvements	-	-	-	-	-	-
TOTAL	-	-	-	-	-	-

By Funding Source	FY 24-25	FY 25-26	FY 26-27	FY 27-28	FY 28-29	TOTAL
112 - Capital Projects Fund (ARPA)						-
						-
						-
						-
TOTAL	-	-	-	-	-	-



MARIPOSA ASH TREE LIGHTS

CIP # PK08

Project Description

Installation of automated tree lights for the Ash tree near the Mariposa building at Progress Park.

Status/Notes

New

FY 23-24 Budget

-

FY23-24 Actual Expenses

-

Unspent budget from FY 23-24 will carry over to FY 24-25

By Expense Category	FY 24-25	FY 25-26	FY 26-27	FY 27-28	FY 28-29	TOTAL
7111 - CIP Engineering & Observation	-	-	-	-	-	-
7146 - CIP Construction & Improvements	-	-	-	-	20,000	20,000
TOTAL	-	-	-	-	20,000	20,000

By Funding Source	FY 24-25	FY 25-26	FY 26-27	FY 27-28	FY 28-29	TOTAL
Unf - Unfunded					20,000	20,000
						-
						-
						-
						-
TOTAL	-	-	-	-	20,000	20,000



PARAMOUNT PARK BALLFIELD RENOVATIONS

CIP # PK09

Project Description
Renovation of outfield turf, irrigation, and brickdust infields including field storage units at Paramount Park.

Status/Notes
New

FY 23-24 Budget	-	FY23-24 Actual Expenses	-
Unspent budget from FY 23-24 will carry over to FY 24-25			

By Expense Category	FY 24-25	FY 25-26	FY 26-27	FY 27-28	FY 28-29	TOTAL
7111 - CIP Engineering & Observation	-	-	-	-	-	-
7146 - CIP Construction & Improvements	-	-	-	-	-	-
TOTAL	-	-	-	-	-	-

By Funding Source	FY 24-25	FY 25-26	FY 26-27	FY 27-28	FY 28-29	TOTAL
112 - Capital Projects Fund (ARPA)						-
						-
						-
						-
TOTAL	-	-	-	-	-	-



PARAMOUNT PARK EXERCISE EQUIPMENT REPLACEMENT

CIP # PK10

Project Description

Replacement of existing outdoor exercise equipment with updated exercise units at Paramount Park.

Status/Notes

New

FY 23-24 Budget

-

FY23-24 Actual Expenses

-

Unspent budget from FY 23-24 will carry over to FY 24-25

By Expense Category	FY 24-25	FY 25-26	FY 26-27	FY 27-28	FY 28-29	TOTAL
7111 - CIP Engineering & Observation	-	-	-	-	-	-
7146 - CIP Construction & Improvements	-	-	-	80,000	-	80,000
TOTAL	-	-	-	80,000	-	80,000

By Funding Source	FY 24-25	FY 25-26	FY 26-27	FY 27-28	FY 28-29	TOTAL
235 - Measure A (Safe Clean Parks)				80,000		80,000
						-
						-
						-
TOTAL	-	-	-	80,000	-	80,000



SALUD PARK EXERCISE EQUIPMENT REPLACEMENT

CIP # PK11

Project Description

Replacement of existing outdoor exercise equipment with updated exercise units at Salud Park.

Status/Notes

New

FY 23-24 Budget

-

FY23-24 Actual Expenses

-

Unspent budget from FY 23-24 will carry over to FY 24-25

By Expense Category	FY 24-25	FY 25-26	FY 26-27	FY 27-28	FY 28-29	TOTAL
7111 - CIP Engineering & Observation	-	-	-	-	-	-
7146 - CIP Construction & Improvements	-	140,000	-	-	-	140,000
TOTAL	-	140,000	-	-	-	140,000

By Funding Source	FY 24-25	FY 25-26	FY 26-27	FY 27-28	FY 28-29	TOTAL
521 - Equipment Replacement		140,000				140,000
						-
						-
						-
						-
TOTAL	-	140,000	-	-	-	140,000



SALUD PARK VOLLEYBALL COURT RENOVATION

CIP # PK12

Project Description

Replacement of existing sand volleyball court with hardcourt recreation game surface at Salud Park.

Status/Notes

New

FY 23-24 Budget

-

FY23-24 Actual Expenses

-

Unspent budget from FY 23-24 will carry over to FY 24-25

By Expense Category	FY 24-25	FY 25-26	FY 26-27	FY 27-28	FY 28-29	TOTAL
7111 - CIP Engineering & Observation	-	-	-	-	-	-
7146 - CIP Construction & Improvements	-	-	400,000	-	-	400,000
TOTAL	-	-	400,000	-	-	400,000

By Funding Source	FY 24-25	FY 25-26	FY 26-27	FY 27-28	FY 28-29	TOTAL
Unf - Unfunded			400,000			400,000
						-
						-
						-
						-
TOTAL	-	-	400,000	-	-	400,000



SALUD PARK EXERCISE TRACK AND ARTIFICIAL FIELD RENOVATIONS

CIP # PK13

Project Description

Renovation and replacement of artificial turf infield at Salud Park.

Status/Notes

New

FY 23-24 Budget

-

FY23-24 Actual Expenses

-

Unspent budget from FY 23-24 will carry over to FY 24-25

By Expense Category	FY 24-25	FY 25-26	FY 26-27	FY 27-28	FY 28-29	TOTAL
7111 - CIP Engineering & Observation	-	-	-	300,000	-	300,000
7146 - CIP Construction & Improvements	-	-	-	2,500,000	-	2,500,000
TOTAL	-	-	-	2,800,000	-	2,800,000

By Funding Source	FY 24-25	FY 25-26	FY 26-27	FY 27-28	FY 28-29	TOTAL
Unf - Unfunded				2,800,000		2,800,000
						-
						-
						-
						-
TOTAL	-	-	-	2,800,000	-	2,800,000



ALL-AMERICAN PARK PICNIC SHELTER

CIP # PK14

Project Description

Installation of a new picnic shelter with concrete picnic tables, trash receptacles and barbeque unit at All American Park.

Status/Notes

New

FY 23-24 Budget

-

FY23-24 Actual Expenses

-

Unspent budget from FY 23-24 will carry over to FY 24-25

By Expense Category	FY 24-25	FY 25-26	FY 26-27	FY 27-28	FY 28-29	TOTAL
7111 - CIP Engineering & Observation	-	20,000	-	-	-	20,000
7146 - CIP Construction & Improvements	-	140,000	-	-	-	140,000
TOTAL	-	160,000	-	-	-	160,000

By Funding Source	FY 24-25	FY 25-26	FY 26-27	FY 27-28	FY 28-29	TOTAL
Unf - Unfunded		160,000				160,000
						-
						-
						-
						-
TOTAL	-	160,000	-	-	-	160,000



ALL-AMERICAN PARK FITNESS EQUIPMENT RENOVATION

CIP # PK15

Project Description

Replacement of existing outdoor exercise equipment with updated exercise units at All American Park.

Status/Notes

New

FY 23-24 Budget

-

FY23-24 Actual Expenses

-

Unspent budget from FY 23-24 will carry over to FY 24-25

By Expense Category	FY 24-25	FY 25-26	FY 26-27	FY 27-28	FY 28-29	TOTAL
7111 - CIP Engineering & Observation	-	-	-	-	-	-
7146 - CIP Construction & Improvements	-	-	-	-	80,000	80,000
TOTAL	-	-	-	-	80,000	80,000

By Funding Source	FY 24-25	FY 25-26	FY 26-27	FY 27-28	FY 28-29	TOTAL
235 - Measure A (Safe Clean Parks)					80,000	80,000
						-
						-
						-
						-
TOTAL	-	-	-	-	80,000	80,000



VILLAGE PARK OUTDOOR BASKETBALL COURT & LIGHTING RENOVATION

CIP # PK16

Project Description

Replacement of outdoor basketball lighting with energy-efficient LED lighting and remote access at Village Park.

Status/Notes

New

FY 23-24 Budget

-

FY23-24 Actual Expenses

-

Unspent budget from FY 23-24 will carry over to FY 24-25

By Expense Category	FY 24-25	FY 25-26	FY 26-27	FY 27-28	FY 28-29	TOTAL
7111 - CIP Engineering & Observation	-	-	-	-	-	-
7146 - CIP Construction & Improvements	-	-	-	200,000	-	200,000
TOTAL	-	-	-	200,000	-	200,000

By Funding Source	FY 24-25	FY 25-26	FY 26-27	FY 27-28	FY 28-29	TOTAL
235 - Measure A (Safe Clean Parks)				200,000		200,000
						-
						-
						-
TOTAL	-	-	-	200,000	-	200,000



VILLAGE SKATEPARK RENOVATIONS

CIP # PK17

Project Description

Renovations to concrete skate surfaces at Village Park.

Status/Notes

New

FY 23-24 Budget

-

FY23-24 Actual Expenses

-

Unspent budget from FY 23-24 will carry over to FY 24-25

By Expense Category	FY 24-25	FY 25-26	FY 26-27	FY 27-28	FY 28-29	TOTAL
7111 - CIP Engineering & Observation	-	-	-	-	40,000	40,000
7146 - CIP Construction & Improvements	-	-	-	-	200,000	200,000
TOTAL	-	-	-	-	240,000	240,000

By Funding Source	FY 24-25	FY 25-26	FY 26-27	FY 27-28	FY 28-29	TOTAL
Unf - Unfunded					240,000	240,000
						-
						-
						-
						-
TOTAL	-	-	-	-	240,000	240,000



CLEARWATER BOARDROOM AV SYSTEM

CIP # PK18

Project Description

Installation of AV System in Clearwater Boardroom.

Status/Notes

New

FY 23-24 Budget

-

FY23-24 Actual Expenses

-

Unspent budget from FY 23-24 will carry over to FY 24-25

By Expense Category	FY 24-25	FY 25-26	FY 26-27	FY 27-28	FY 28-29	TOTAL
7111 - CIP Engineering & Observation	-	-	-	-	-	-
7146 - CIP Construction & Improvements	-	50,000	-	-	-	50,000
TOTAL	-	50,000	-	-	-	50,000

By Funding Source	FY 24-25	FY 25-26	FY 26-27	FY 27-28	FY 28-29	TOTAL
112 - Capital Projects Fund		50,000				50,000
						-
						-
						-
TOTAL	-	50,000	-	-	-	50,000



CLEARWATER BOARDROOM

CIP # PK19

Project Description

Replacement of existing carpeting and installation of beverage/serving unit in the Clearwater Boardroom.

Status/Notes

New

FY 23-24 Budget

-

FY23-24 Actual Expenses

-

Unspent budget from FY 23-24 will carry over to FY 24-25

By Expense Category	FY 24-25	FY 25-26	FY 26-27	FY 27-28	FY 28-29	TOTAL
7111 - CIP Engineering & Observation	-	-	-	-	-	-
7146 - CIP Construction & Improvements	-	50,000	-	-	-	50,000
TOTAL	-	50,000	-	-	-	50,000

By Funding Source	FY 24-25	FY 25-26	FY 26-27	FY 27-28	FY 28-29	TOTAL
Unf - Unfunded		50,000				50,000
						-
						-
						-
						-
TOTAL	-	50,000	-	-	-	50,000



ORANGE SPLASH PAD RESTROOM RENOVATION

CIP # PK20

Project Description

Renovation and upgrade of the restrooms at the Orange Splash Pad.

Status/Notes

New

FY 23-24 Budget

-

FY23-24 Actual Expenses

-

Unspent budget from FY 23-24 will carry over to FY 24-25

By Expense Category	FY 24-25	FY 25-26	FY 26-27	FY 27-28	FY 28-29	TOTAL
7111 - CIP Engineering & Observation	-	-	-	-	20,000	20,000
7146 - CIP Construction & Improvements	-	-	-	-	200,000	200,000
TOTAL	-	-	-	-	220,000	220,000

By Funding Source	FY 24-25	FY 25-26	FY 26-27	FY 27-28	FY 28-29	TOTAL
235 - Measure A (Safe Clean Parks)					220,000	220,000
						-
						-
						-
						-
TOTAL	-	-	-	-	220,000	220,000



ORANGE SPLASH PAD EQUIP AND HARDSCAPE RENOVATIONS

CIP # PK21

Project Description

Upgrade of splash pad spray equipment and renovations to surrounding hardscape.

Status/Notes

New

FY 23-24 Budget

-

FY23-24 Actual Expenses

-

Unspent budget from FY 23-24 will carry over to FY 24-25

By Expense Category	FY 24-25	FY 25-26	FY 26-27	FY 27-28	FY 28-29	TOTAL
7111 - CIP Engineering & Observation	-	-	-	-	-	-
7146 - CIP Construction & Improvements	-	-	-	200,000	-	200,000
TOTAL	-	-	-	200,000	-	200,000

By Funding Source	FY 24-25	FY 25-26	FY 26-27	FY 27-28	FY 28-29	TOTAL
521 - Equipment Replacement				200,000		200,000
						-
						-
						-
						-
TOTAL	-	-	-	200,000	-	200,000



DILLS PARK EXERCISE EQUIPMENT REPLACEMENT

CIP # PK22

Project Description

Replacement of existing outdoor exercise equipment with updated exercise units at Dills Park.

Status/Notes

New

FY 23-24 Budget

-

FY23-24 Actual Expenses

-

Unspent budget from FY 23-24 will carry over to FY 24-25

By Expense Category	FY 24-25	FY 25-26	FY 26-27	FY 27-28	FY 28-29	TOTAL
7111 - CIP Engineering & Observation	-	-	-	-	-	-
7146 - CIP Construction & Improvements	-	-	200,000	-	-	200,000
TOTAL	-	-	200,000	-	-	200,000

By Funding Source	FY 24-25	FY 25-26	FY 26-27	FY 27-28	FY 28-29	TOTAL
521 - Equipment Replacement			200,000			200,000
						-
						-
						-
						-
TOTAL	-	-	200,000	-	-	200,000



DILLS PARK NATIVE PLANT RESTORATION

CIP # PK23

Project Description

Renovation to landscaped areas to restore native landscaping planting.

Status/Notes

New

FY 23-24 Budget

-

FY23-24 Actual Expenses

-

Unspent budget from FY 23-24 will carry over to FY 24-25

By Expense Category	FY 24-25	FY 25-26	FY 26-27	FY 27-28	FY 28-29	TOTAL
7111 - CIP Engineering & Observation	-	10,000	10,000	10,000	10,000	40,000
7146 - CIP Construction & Improvements	-	100,000	100,000	100,000	100,000	400,000
TOTAL	-	110,000	110,000	110,000	110,000	440,000

By Funding Source	FY 24-25	FY 25-26	FY 26-27	FY 27-28	FY 28-29	TOTAL
112 - Capital Projects Fund		110,000	110,000	110,000	110,000	440,000
						-
						-
						-
						-
TOTAL	-	110,000	110,000	110,000	110,000	440,000



MEADOWS PARK PICNIC SHELTER RENOVATION

CIP # PK24

Project Description

Renovation of existing picnic shelters to include wood repairs, paint, and new concrete picnic benches, trash receptacles and barbecue unit at Meadows Park.

Status/Notes

New

FY 23-24 Budget

-

FY23-24 Actual Expenses

-

Unspent budget from FY 23-24 will carry over to FY 24-25

By Expense Category	FY 24-25	FY 25-26	FY 26-27	FY 27-28	FY 28-29	TOTAL
7111 - CIP Engineering & Observation	-	-	-	-	-	-
7146 - CIP Construction & Improvements	-	50,000	-	-	-	50,000
TOTAL	-	50,000	-	-	-	50,000

By Funding Source	FY 24-25	FY 25-26	FY 26-27	FY 27-28	FY 28-29	TOTAL
Unf - Unfunded		50,000				50,000
						-
						-
						-
						-
TOTAL	-	50,000	-	-	-	50,000



ROOSEVELT BALLFIELD LIGHTS REPLACEMENT

CIP # PK25

Project Description

Replacement of existing ballfield lights to new energy-efficient LED light with remote access at Roosevelt Elementary School.

Status/Notes

New

FY 23-24 Budget

-


FY23-24 Actual Expenses

-

Unspent budget from FY 23-24 will carry over to FY 24-25

By Expense Category	FY 24-25	FY 25-26	FY 26-27	FY 27-28	FY 28-29	TOTAL
7111 - CIP Engineering & Observation	-	-	-	-	-	-
7146 - CIP Construction & Improvements	-	-	-	821,500	-	821,500
TOTAL	-	-	-	821,500	-	821,500

By Funding Source	FY 24-25	FY 25-26	FY 26-27	FY 27-28	FY 28-29	TOTAL
Unf - Unfunded				821,500		821,500
						-
						-
						-
TOTAL	-	-	-	821,500	-	821,500



PARAMOUNT HIGH SCHOOL WEST BALLFIELD LIGHTS REPLACEMENT

CIP # PK26

Project Description

Replacement of existing ballfield lights to new energy-efficient LED light with remote access and installation of new lighting to provide full ballfield coverage for Paramount High School-West Ballfield.

Status/Notes

New

FY 23-24 Budget

-

FY23-24 Actual Expenses

-

Unspent budget from FY 23-24 will carry over to FY 24-25

By Expense Category	FY 24-25	FY 25-26	FY 26-27	FY 27-28	FY 28-29	TOTAL
7111 - CIP Engineering & Observation	-	-	-	-	-	-
7146 - CIP Construction & Improvements	-	-	-	950,000	-	950,000
TOTAL	-	-	-	950,000	-	950,000

By Funding Source	FY 24-25	FY 25-26	FY 26-27	FY 27-28	FY 28-29	TOTAL
Unf - Unfunded				950,000		950,000
						-
						-
						-
						-
TOTAL	-	-	-	950,000	-	950,000



ALONDRA BALLFIELD LIGHTS REPLACEMENT

CIP # PK27

Project Description

Replacement of existing ballfield lights to new energy-efficient LED light with remote access and installation of new lighting to provide coverage of football field space for Alondra Middle School.

Status/Notes

New

FY 23-24 Budget

-

FY23-24 Actual Expenses

-

Unspent budget from FY 23-24 will carry over to FY 24-25

By Expense Category	FY 24-25	FY 25-26	FY 26-27	FY 27-28	FY 28-29	TOTAL
7111 - CIP Engineering & Observation	-	-	-	-	-	-
7146 - CIP Construction & Improvements	-	-	-	-	900,000	900,000
TOTAL	-	-	-	-	900,000	900,000

By Funding Source	FY 24-25	FY 25-26	FY 26-27	FY 27-28	FY 28-29	TOTAL
Unf - Unfunded					900,000	900,000
						-
						-
						-
						-
TOTAL	-	-	-	-	900,000	900,000



PARAMOUNT SAW COMMUNITY MEETING ROOM/MUSEUM DEVELOPMENT

CIP # PK28

Project Description

Tenant improvements to dedicated space for community center meeting room and restroom at the Paramount Saw Building restaurant development.

Status/Notes

New

FY 23-24 Budget

-

Unspent budget from FY 23-24 will carry over to FY 24-25

FY23-24 Actual Expenses

-

By Expense Category	FY 24-25	FY 25-26	FY 26-27	FY 27-28	FY 28-29	TOTAL
7111 - CIP Engineering & Observation	52,000	-	-	-	-	52,000
7146 - CIP Construction & Improvements	100,000	-	-	-	-	100,000
TOTAL	152,000	-	-	-	-	152,000

By Funding Source	FY 24-25	FY 25-26	FY 26-27	FY 27-28	FY 28-29	TOTAL
112 - Capital Projects Fund	152,000					152,000
						-
						-
						-
						-
TOTAL	152,000	-	-	-	-	152,000



CENTURY GREENWAY PARK

CIP # PK29

Project Description

Design and construction of a new park space on the center median on Century Blvd. between Merkel Ave. and Anderson St.

Status/Notes

New

FY 23-24 Budget

-

FY23-24 Actual Expenses

-

Unspent budget from FY 23-24 will carry over to FY 24-25

By Expense Category	FY 24-25	FY 25-26	FY 26-27	FY 27-28	FY 28-29	TOTAL
7111 - CIP Engineering & Observation	-	40,000	-	-	-	40,000
7146 - CIP Construction & Improvements	-	1,450,000	-	-	-	1,450,000
TOTAL	-	1,490,000	-	-	-	1,490,000

By Funding Source	FY 24-25	FY 25-26	FY 26-27	FY 27-28	FY 28-29	TOTAL
Unf - Unfunded		1,490,000				1,490,000
						-
						-
						-
						-
TOTAL	-	1,490,000	-	-	-	1,490,000



UPGRADE HAY TREE LIGHTING

CIP # PK30

Project Description

Replacement of existing tree lighting to upgraded LED lighting with color modulation and remote access for Hay Tree.

Status/Notes

New

FY 23-24 Budget

-

FY23-24 Actual Expenses

-

Unspent budget from FY 23-24 will carry over to FY 24-25

By Expense Category	FY 24-25	FY 25-26	FY 26-27	FY 27-28	FY 28-29	TOTAL
7111 - CIP Engineering & Observation	-	-	-	-	-	-
7146 - CIP Construction & Improvements	-	-	-	30,000	-	30,000
TOTAL	-	-	-	30,000	-	30,000

By Funding Source	FY 24-25	FY 25-26	FY 26-27	FY 27-28	FY 28-29	TOTAL
112 - Capital Projects Fund				30,000		30,000
						-
						-
						-
						-
TOTAL	-	-	-	30,000	-	30,000



EMERGENCY OPERATIONS EQUIPMENT

CIP # 9274

Project Description
Purchase of generators for Paramount Park emergency shelter locations and transfer switch installation at the Gym.

Status/Notes
Carryover to FY25

FY 23-24 Budget	220,000	FY23-24 Actual Expenses	-
Unspent budget from FY 23-24 will carry over to FY 24-25			

By Expense Category	FY 24-25	FY 25-26	FY 26-27	FY 27-28	FY 28-29	TOTAL
7111 - CIP Engineering & Observation	-	-	-	-	-	-
7146 - CIP Construction & Improvements	-	-	-	-	-	-
TOTAL	-	-	-	-	-	-

By Funding Source	FY 24-25	FY 25-26	FY 26-27	FY 27-28	FY 28-29	TOTAL
112 - Capital Projects Fund						-
112 - Capital Projects Fund (ARPA)						-
						-
						-
TOTAL	-	-	-	-	-	-



For illustrative purposes only

CIVIC CENTER FOUNTAIN UPGRADE

CIP # 9276

Project Description

Construction of Civic Center fountain, repairs and upgrades.

Status/Notes

In Design, Carryover to FY25

FY 23-24 Budget

465,000

FY23-24 Actual Expenses

30,394

Unspent budget from FY 23-24 will carry over to FY 24-25

By Expense Category	FY 24-25	FY 25-26	FY 26-27	FY 27-28	FY 28-29	TOTAL
7111 - CIP Engineering & Observation	-	-	-	-	-	-
7146 - CIP Construction & Improvements	1,200,000	-	-	-	-	1,200,000
TOTAL	1,200,000	-	-	-	-	1,200,000

By Funding Source	FY 24-25	FY 25-26	FY 26-27	FY 27-28	FY 28-29	TOTAL
112 - Capital Projects Fund	900,000					900,000
235 - Measure A	300,000					300,000
						-
						-
						-
TOTAL	1,200,000	-	-	-	-	1,200,000



CITY HALL LANDSCAPE & IRRIGATION REPAIRS

CIP # 9374

Project Description

Repair of irrigation and large scale planting replacement in areas of the Civic Center.

Status/Notes

Cancelled

FY 23-24 Budget

175,000

FY23-24 Actual Expenses

-

Unspent budget from FY 23-24 will carry over to FY 24-25

By Expense Category	FY 24-25	FY 25-26	FY 26-27	FY 27-28	FY 28-29	TOTAL
7111 - CIP Engineering & Observation	-	-	-	-	-	-
7146 - CIP Construction & Improvements	-	-	-	-	-	-
TOTAL	-	-	-	-	-	-

By Funding Source	FY 24-25	FY 25-26	FY 26-27	FY 27-28	FY 28-29	TOTAL
112 - Capital Projects Fund						-
						-
						-
						-
TOTAL	-	-	-	-	-	-



CITY YARD RESTROOM RENOVATION

CIP # 9375

Project Description

Renovation of six of the public and employee restrooms at the City Yard.

Status/Notes

In Progress, Carryover to FY25

FY 23-24 Budget

446,500

FY23-24 Actual Expenses

159,677

Unspent budget from FY 23-24 will carry over to FY 24-25

By Expense Category	FY 24-25	FY 25-26	FY 26-27	FY 27-28	FY 28-29	TOTAL
7111 - CIP Engineering & Observation	-	-	-	-	-	-
7146 - CIP Construction & Improvements	-	-	-	-	-	-
TOTAL	-	-	-	-	-	-

By Funding Source	FY 24-25	FY 25-26	FY 26-27	FY 27-28	FY 28-29	TOTAL
112 - Capital Projects Fund						-
						-
						-
						-
TOTAL	-	-	-	-	-	-



BUS BENCHES & TRASH CANS

CIP # 9381

Project Description

Replacement of bus benches and trash cans at bus stops citywide.

Status/Notes

In Design, Carryover to FY25

FY 23-24 Budget

400,000

FY23-24 Actual Expenses

-

Unspent budget from FY 23-24 will carry over to FY 24-25

By Expense Category	FY 24-25	FY 25-26	FY 26-27	FY 27-28	FY 28-29	TOTAL
7111 - CIP Engineering & Observation	-	-	-	-	-	-
7146 - CIP Construction & Improvements	-	-	-	-	-	-
TOTAL	-	-	-	-	-	-

By Funding Source	FY 24-25	FY 25-26	FY 26-27	FY 27-28	FY 28-29	TOTAL
231 - Proposition A						-
112 - Capital Projects Fund						-
						-
						-
TOTAL	-	-	-	-	-	-



CITY HALL PLANNING DEPARTMENT IMPROVEMENT

CIP # 9386

Project Description

Design of an office reconfiguration for the Planning Department. Design in progress, construction slated for FY26.

Status/Notes

In Design, Carryover to FY25

FY 23-24 Budget

25,821


FY23-24 Actual Expenses

6,110

Unspent budget from FY 23-24 will carry over to FY 24-25

By Expense Category	FY 24-25	FY 25-26	FY 26-27	FY 27-28	FY 28-29	TOTAL
7111 - CIP Engineering & Observation	-	2,000,000	-	-	-	2,000,000
7146 - CIP Construction & Improvements	-	-	-	-	-	-
TOTAL	-	2,000,000	-	-	-	2,000,000

By Funding Source	FY 24-25	FY 25-26	FY 26-27	FY 27-28	FY 28-29	TOTAL
112 - Capital Projects Fund		2,000,000				2,000,000
						-
						-
						-
TOTAL	-	2,000,000	-	-	-	2,000,000



CITY HALL PARKING LOT

CIP # 9387

Project Description

Design and construction of an additional parking lot at City Hall

Status/Notes

In Design, Carryover to FY25

FY 23-24 Budget

1,184,568

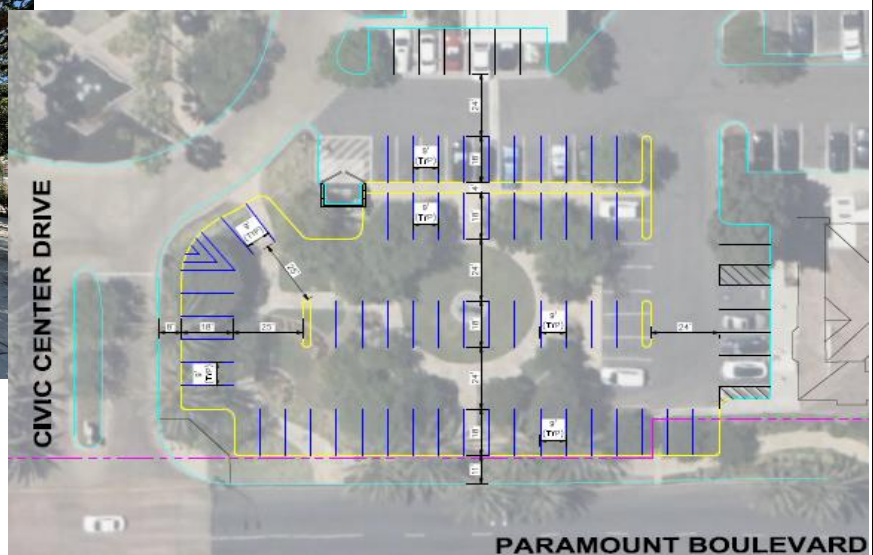
FY23-24 Actual Expenses

59,657

Unspent budget from FY 23-24 will carry over to FY 24-25

By Expense Category	FY 24-25	FY 25-26	FY 26-27	FY 27-28	FY 28-29	TOTAL
7111 - CIP Engineering & Observation	-	-	-	-	-	-
7146 - CIP Construction & Improvements	400,000	-	-	-	-	400,000
TOTAL	400,000	-	-	-	-	400,000

By Funding Source	FY 24-25	FY 25-26	FY 26-27	FY 27-28	FY 28-29	TOTAL
112 - Capital Projects Fund	-	-	-	-	-	-
297 - Community Benefit Agreement	400,000	-	-	-	-	400,000
						-
						-
TOTAL	400,000	-	-	-	-	400,000



SUBSTATION ROOF REPLACEMENT

CIP # 9470

Project Description

Replacement of roof and subroof at the Sheriff Substation facility.

Status/Notes

Out to Bid, Carryover to FY25

FY 23-24 Budget

462,200

FY23-24 Actual Expenses

4,477

Unspent budget from FY 23-24 will carry over to FY 24-25

By Expense Category	FY 24-25	FY 25-26	FY 26-27	FY 27-28	FY 28-29	TOTAL
7111 - CIP Engineering & Observation	-	-	-	-	-	-
7146 - CIP Construction & Improvements	-	-	-	-	-	-
TOTAL	-	-	-	-	-	-

By Funding Source	FY 24-25	FY 25-26	FY 26-27	FY 27-28	FY 28-29	TOTAL
112 - Capital Projects Fund						-
						-
						-
						-
TOTAL	-	-	-	-	-	-



SUBSTATION FLOORING REPLACEMENT

CIP # 9473

Project Description
Replacement of carpet at Substation.

Status/Notes
In Progress

FY 23-24 Budget	76,450	FY23-24 Actual Expenses	79,999
Unspent budget from FY 23-24 will carry over to FY 24-25			

By Expense Category	FY 24-25	FY 25-26	FY 26-27	FY 27-28	FY 28-29	TOTAL
7111 - CIP Engineering & Observation	-	-	-	-	-	-
7146 - CIP Construction & Improvements	-	-	-	-	-	-
TOTAL	-	-	-	-	-	-

By Funding Source	FY 24-25	FY 25-26	FY 26-27	FY 27-28	FY 28-29	TOTAL
112 - Capital Projects Fund						-
						-
						-
						-
TOTAL	-	-	-	-	-	-



CITY YARD RENOVATION

CIP # 9475

Project Description
Design of renovation and reconfiguration of City Yard offices and patio area.

Status/Notes
In Design, Carryover to FY25

FY 23-24 Budget	100,000	FY23-24 Actual Expenses	17,880
Unspent budget from FY 23-24 will carry over to FY 24-25			

By Expense Category	FY 24-25	FY 25-26	FY 26-27	FY 27-28	FY 28-29	TOTAL
7111 - CIP Engineering & Observation	-	-	-	-	-	-
7146 - CIP Construction & Improvements	-	-	1,500,000	-	-	1,500,000
TOTAL	-	-	1,500,000	-	-	1,500,000

By Funding Source	FY 24-25	FY 25-26	FY 26-27	FY 27-28	FY 28-29	TOTAL
112 - Capital Projects Fund			1,500,000			1,500,000
						-
						-
						-
						-
TOTAL	-	-	1,500,000	-	-	1,500,000



CITY YARD GYM IMPROVEMENT

CIP # 9476

Project Description

Design of renovation of upstairs gym area at City Yard building.

Status/Notes

In Design, Carryover to FY25

FY 23-24 Budget

100,000


FY23-24 Actual Expenses

22,722

Unspent budget from FY 23-24 will carry over to FY 24-25

By Expense Category	FY 24-25	FY 25-26	FY 26-27	FY 27-28	FY 28-29	TOTAL
7111 - CIP Engineering & Observation	-	-	-	-	-	-
7146 - CIP Construction & Improvements	-	1,000,000	-	-	-	1,000,000
TOTAL	-	1,000,000	-	-	-	1,000,000

By Funding Source	FY 24-25	FY 25-26	FY 26-27	FY 27-28	FY 28-29	TOTAL
112 - Capital Projects Fund		1,000,000				1,000,000
						-
						-
						-
						-
TOTAL	-	1,000,000	-	-	-	1,000,000



CITY YARD FURNITURE REPLACEMENT

CIP # 9478

Project Description
Replacement of aging furniture in City Yard facility.

Status/Notes
In Progress, Carryover to FY25

FY 23-24 Budget	500,000	FY23-24 Actual Expenses	214,442
Unspent budget from FY 23-24 will carry over to FY 24-25			

By Expense Category	FY 24-25	FY 25-26	FY 26-27	FY 27-28	FY 28-29	TOTAL
7111 - CIP Engineering & Observation	-	-	-	-	-	-
7146 - CIP Construction & Improvements	-	-	-	-	-	-
TOTAL	-	-	-	-	-	-

By Funding Source	FY 24-25	FY 25-26	FY 26-27	FY 27-28	FY 28-29	TOTAL
521 - Equipment Replacement						-
						-
						-
						-
TOTAL	-	-	-	-	-	-



COUNCIL CHAMBER IMPROVEMENTS

CIP # 9479

Project Description

Phase one includes replacement of audience chairs and carpeting in the council chamber, as well as upgrades to translation services area. Phase Two includes AV system upgrades.

Status/Notes

In Progress, Carryover to FY25

FY 23-24 Budget

150,000

FY23-24 Actual Expenses

-

Unspent budget from FY 23-24 will carry over to FY 24-25

By Expense Category	FY 24-25	FY 25-26	FY 26-27	FY 27-28	FY 28-29	TOTAL
7111 - CIP Engineering & Observation	-	-	-	-	-	-
7146 - CIP Construction & Improvements	150,000	-	-	-	-	150,000
TOTAL	150,000	-	-	-	-	150,000

By Funding Source	FY 24-25	FY 25-26	FY 26-27	FY 27-28	FY 28-29	TOTAL
521 - Equipment Replacement	-	-	-	-	-	-
293 - Public Access Fees	150,000	-	-	-	-	150,000
						-
						-
						-
TOTAL	150,000	-	-	-	-	150,000



CLEARWATER BLDG INTERIOR IMPROVEMENTS

CIP # 9480

Project Description
Renovation of restrooms, replacement of ceiling tile and other various improvements on the first floor of the Clearwater building.

Status/Notes
In Progress

FY 23-24 Budget	150,000	FY23-24 Actual Expenses	117,781
Unspent budget from FY 23-24 will carry over to FY 24-25			

By Expense Category	FY 24-25	FY 25-26	FY 26-27	FY 27-28	FY 28-29	TOTAL
7111 - CIP Engineering & Observation	-	-	-	-	-	-
7146 - CIP Construction & Improvements	-	-	-	-	-	-
TOTAL	-	-	-	-	-	-

By Funding Source	FY 24-25	FY 25-26	FY 26-27	FY 27-28	FY 28-29	TOTAL
112 - Capital Projects Fund						-
						-
						-
						-
TOTAL	-	-	-	-	-	-



PROPERTY PURCHASE (16471 PARAMOUNT)

CIP # 9481

Project Description

Purchase of property at 16471 Paramount Boulevard for park and open space development

Status/Notes

In Progress, Carryover to FY25

FY 23-24 Budget

660,000

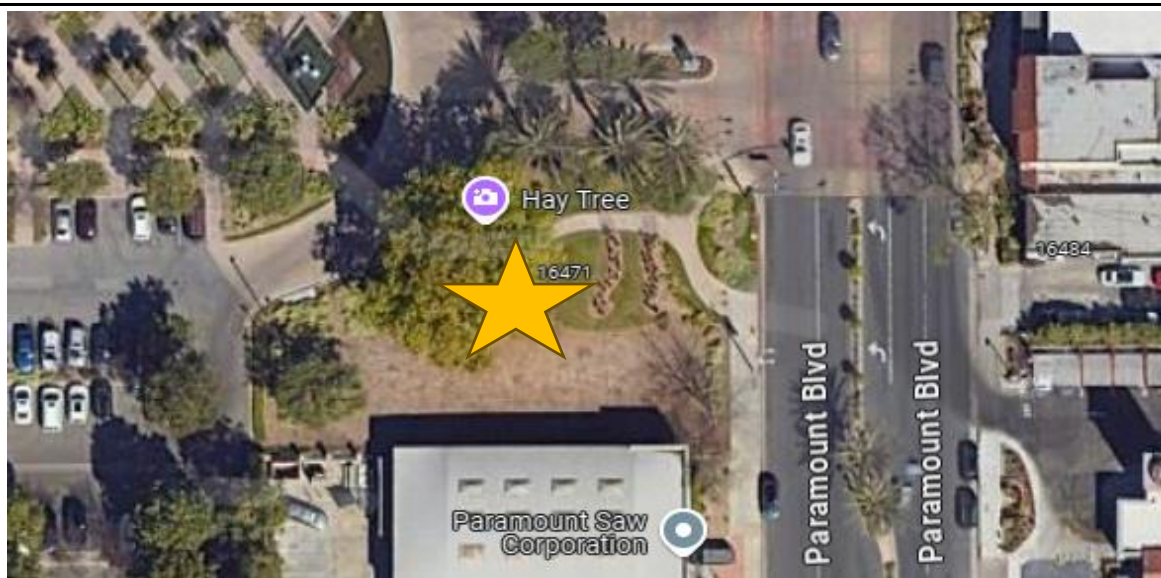
FY23-24 Actual Expenses

-

Unspent budget from FY 23-24 will carry over to FY 24-25

By Expense Category	FY 24-25	FY 25-26	FY 26-27	FY 27-28	FY 28-29	TOTAL
7111 - CIP Engineering & Observation	-	-	-	-	-	-
7146 - CIP Construction & Improvements	-	-	-	-	-	-
TOTAL	-	-	-	-	-	-

By Funding Source	FY 24-25	FY 25-26	FY 26-27	FY 27-28	FY 28-29	TOTAL
112 - Capital Projects Fund						-
						-
						-
						-
TOTAL	-	-	-	-	-	-



CITY COUNCIL AMERICAN RESCUE PLAN ACT (ARPA) FUND

CIP # 9483

Project Description

The program allows a community focus group to provide feedback to the City Council in determining what will best benefit the Paramount community with the \$1.5M budget prior to approval.

Status/Notes

In Progress, Carryover to FY25

FY 23-24 Budget

1,500,000

FY23-24 Actual Expenses

59,201

Unspent budget from FY 23-24 will carry over to FY 24-25

By Expense Category	FY 24-25	FY 25-26	FY 26-27	FY 27-28	FY 28-29	TOTAL
7111 - CIP Engineering & Observation	-	-	-	-	-	-
7146 - CIP Construction & Improvements	-	-	-	-	-	-
TOTAL	-	-	-	-	-	-

By Funding Source	FY 24-25	FY 25-26	FY 26-27	FY 27-28	FY 28-29	TOTAL
112 - Capital Projects Fund (ARPA)						-
						-
						-
						-
TOTAL	-	-	-	-	-	-



ARPA FUNDING

BUSINESS ATTRACTIONS

CIP # 9484

Project Description

Marketing and incentives for business retention and attractions as part of the City's Community Development efforts.

Status/Notes

In Progress, Carryover to FY25

FY 23-24 Budget

566,916

FY23-24 Actual Expenses

-

Unspent budget from FY 23-24 will carry over to FY 24-25

By Expense Category	FY 24-25	FY 25-26	FY 26-27	FY 27-28	FY 28-29	TOTAL
7111 - CIP Engineering & Observation	-	-	-	-	-	-
7146 - CIP Construction & Improvements	-	-	-	-	-	-
TOTAL	-	-	-	-	-	-

By Funding Source	FY 24-25	FY 25-26	FY 26-27	FY 27-28	FY 28-29	TOTAL
112 - Capital Projects Fund (ARPA)						-
						-
						-
						-
						-
TOTAL	-	-	-	-	-	-



15101 PARAMOUNT BLVD PROJECT

CIP # 9485

Project Description

Economic development for 15101 Paramount Boulevard.

Status/Notes

In Progress, Carryover to FY25

FY 23-24 Budget

277,600

FY23-24 Actual Expenses

-

Unspent budget from FY 23-24 will carry over to FY 24-25

By Expense Category	FY 24-25	FY 25-26	FY 26-27	FY 27-28	FY 28-29	TOTAL
7111 - CIP Engineering & Observation	-	-	-	-	-	-
7146 - CIP Construction & Improvements	-	-	-	-	-	-
TOTAL	-	-	-	-	-	-

By Funding Source	FY 24-25	FY 25-26	FY 26-27	FY 27-28	FY 28-29	TOTAL
112 - Capital Projects Fund						-
						-
						-
						-
TOTAL	-	-	-	-	-	-



ELECTRONIC MESSAGE BOARDS

CIP # 9486

Project Description

Installation of electronic message boards alerting commuters on Downey Avenue of train crossings and delays. Design is in progress.

Status/Notes

In Design, Carryover to FY25

FY 23-24 Budget

75,000

FY23-24 Actual Expenses

-

Unspent budget from FY 23-24 will carry over to FY 24-25

By Expense Category	FY 24-25	FY 25-26	FY 26-27	FY 27-28	FY 28-29	TOTAL
7111 - CIP Engineering & Observation	-	-	-	-	-	-
7146 - CIP Construction & Improvements	-	500,000	-	-	-	500,000
TOTAL	-	500,000	-	-	-	500,000

By Funding Source	FY 24-25	FY 25-26	FY 26-27	FY 27-28	FY 28-29	TOTAL
297 - Community Benefit Agreement (World		500,000				500,000
						-
						-
						-
						-
TOTAL	-	500,000	-	-	-	500,000



CITY HALL ELECTRICAL UPGRADES

CIP # 9487

Project Description

Design of an upgraded electrical system at City Hall to accommodate additional energy needs.

Status/Notes

In Design, Carryover to FY25

FY 23-24 Budget

100,000

FY23-24 Actual Expenses

22,000

Unspent budget from FY 23-24 will carry over to FY 24-25

By Expense Category	FY 24-25	FY 25-26	FY 26-27	FY 27-28	FY 28-29	TOTAL
7111 - CIP Engineering & Observation	500,000	500,000	-	-	-	1,000,000
7146 - CIP Construction & Improvements	-	-	-	-	-	-
TOTAL	500,000	500,000	-	-	-	1,000,000

By Funding Source	FY 24-25	FY 25-26	FY 26-27	FY 27-28	FY 28-29	TOTAL
112 - Capital Projects Fund	500,000	500,000				1,000,000
						-
						-
						-
						-
TOTAL	500,000	500,000	-	-	-	1,000,000



City of Paramount
5-Year Capital Improvement Program
[FY 24-25 to FY 28-29]

Miscellaneous Projects

CITY HALL LOBBY REDESIGN

CIP # 9488

Project Description

Design project to renovate the City Hall lobby entrance.

Status/Notes

In Progress, Carryover to FY25

FY 23-24 Budget

80,000

FY23-24 Actual Expenses

26,023

Unspent budget from FY 23-24 will carry over to FY 24-25

By Expense Category	FY 24-25	FY 25-26	FY 26-27	FY 27-28	FY 28-29	TOTAL
7111 - CIP Engineering & Observation	-	-	-	-	-	-
7146 - CIP Construction & Improvements	-	-	-	800,000	-	800,000
TOTAL	-	-	-	800,000	-	800,000

By Funding Source	FY 24-25	FY 25-26	FY 26-27	FY 27-28	FY 28-29	TOTAL
112 - Capital Projects Fund						-
Unf - Unfunded				800,000		800,000
						-
						-
TOTAL	-	-	-	800,000	-	800,000



ENTERPRISE RESOURCE PLANNING (ERP) SYSTEM UPGRADE

CIP # 9571

Project Description

Update the City's Enterprise Resource Planning (Finance Software) System as the current one is no longer supported. Needs assessment, review of proposals and module selection in FY25.

Status/Notes

New

FY 23-24 Budget

-

FY23-24 Actual Expenses

-

Unspent budget from FY 23-24 will carry over to FY 24-25

By Expense Category	FY 24-25	FY 25-26	FY 26-27	FY 27-28	FY 28-29	TOTAL
7111 - CIP Engineering & Observation	-	-	-	-	-	-
7146 - CIP Construction & Improvements	100,000	400,000	300,000	100,000	100,000	1,000,000
TOTAL	100,000	400,000	300,000	100,000	100,000	1,000,000

By Funding Source	FY 24-25	FY 25-26	FY 26-27	FY 27-28	FY 28-29	TOTAL
521 - Equipment Replacement	100,000	400,000	300,000	100,000	100,000	1,000,000
						-
						-
						-
						-
TOTAL	100,000	400,000	300,000	100,000	100,000	1,000,000

Eden Logon



User name

Password

Database alias

Use NT logon ID ☒

OK

Cancel

Help

BANNER POLE INSTALLATION

CIP # 9572

Project Description

Banner Pole Installation Project aims to enhance the visual appeal and promotional capabilities of our community by installing a new banner pole on Paramount Boulevard near 70th street.

Status/Notes

New

FY 23-24 Budget

-

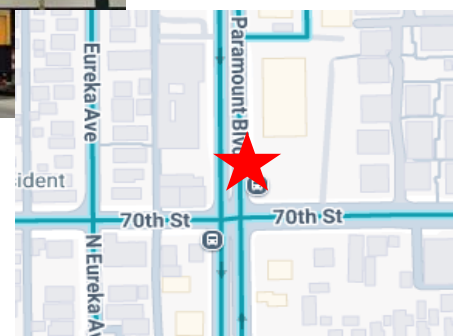
Unspent budget from FY 23-24 will carry over to FY 24-25

FY23-24 Actual Expenses

-

By Expense Category	FY 24-25	FY 25-26	FY 26-27	FY 27-28	FY 28-29	TOTAL
7111 - CIP Engineering & Observation	40,000	-	-	-	-	40,000
7146 - CIP Construction & Improvements	175,000	-	-	-	-	175,000
TOTAL	215,000	-	-	-	-	215,000

By Funding Source	FY 24-25	FY 25-26	FY 26-27	FY 27-28	FY 28-29	TOTAL
112 - Capital Projects Fund	215,000					215,000
						-
						-
						-
						-
TOTAL	215,000	-	-	-	-	215,000



OUTDOOR RESTROOM RENOVATION - ALL AMERICAN PARK

CIP # MI01

Project Description

The Outdoor Park Restroom Renovation project is aimed at revitalizing and improving the restroom facilities within All American Park. Restrooms are essential amenities for park visitors, providing convenience, comfort, and sanitation during their recreational activities. This project seeks to upgrade and modernize the existing restroom facilities to enhance visitor experience, promote accessibility, and ensure environmental sustainability.

Status/Notes

New

FY 23-24 Budget

-

FY23-24 Actual Expenses

-

Unspent budget from FY 23-24 will carry over to FY 24-25

By Expense Category	FY 24-25	FY 25-26	FY 26-27	FY 27-28	FY 28-29	TOTAL
7111 - CIP Engineering & Observation	-	-	-	-	-	-
7146 - CIP Construction & Improvements	-	125,000	-	-	-	125,000
TOTAL	-	125,000	-	-	-	125,000

By Funding Source	FY 24-25	FY 25-26	FY 26-27	FY 27-28	FY 28-29	TOTAL
Unf - Unfunded		125,000				125,000
						-
						-
						-
						-
TOTAL	-	125,000	-	-	-	125,000



OUTDOOR RESTROOM RENOVATION - ALONDRA AND ROOSEVELT

CIP # MI02

Project Description

The Outdoor Park Restroom Remodel project is aimed at revitalizing and improving the restroom facilities at Alondra Ballfield (Alondra Middle School) and Roosevelt Ballfield (Roosevelt Elementary). Restrooms are essential amenities for park visitors, providing convenience, comfort, and sanitation during their recreational activities. This project seeks to upgrade and modernize the existing restroom facilities to enhance visitor experience, promote accessibility, and ensure environmental sustainability.

Status/Notes

New

FY 23-24 Budget

-

FY23-24 Actual Expenses

-

Unspent budget from FY 23-24 will carry over to FY 24-25

By Expense Category	FY 24-25	FY 25-26	FY 26-27	FY 27-28	FY 28-29	TOTAL
7111 - CIP Engineering & Observation	-	-	-	-	-	-
7146 - CIP Construction & Improvements	-	-	50,000	-	-	50,000
TOTAL	-	-	50,000	-	-	50,000

By Funding Source	FY 24-25	FY 25-26	FY 26-27	FY 27-28	FY 28-29	TOTAL
Unf - Unfunded			50,000			50,000
						-
						-
						-
						-
TOTAL	-	-	50,000	-	-	50,000



OUTDOOR RESTROOM RENOVATION - DILLS PARK

CIP # MI03

Project Description

The Outdoor Park Restroom Renovation project is aimed at revitalizing and improving the restroom facilities within Dills Park. Restrooms are essential amenities for park visitors, providing convenience, comfort, and sanitation during their recreational activities. This project seeks to upgrade and modernize the existing restroom facilities to enhance visitor experience, promote accessibility, and ensure environmental sustainability.

Status/Notes

New

FY 23-24 Budget

-

FY23-24 Actual Expenses

-

Unspent budget from FY 23-24 will carry over to FY 24-25

By Expense Category	FY 24-25	FY 25-26	FY 26-27	FY 27-28	FY 28-29	TOTAL
7111 - CIP Engineering & Observation	-	-	-	-	-	-
7146 - CIP Construction & Improvements	-	-	-	50,000	-	50,000
TOTAL	-	-	-	50,000	-	50,000

By Funding Source	FY 24-25	FY 25-26	FY 26-27	FY 27-28	FY 28-29	TOTAL
Unf - Unfunded				50,000		50,000
						-
						-
						-
TOTAL	-	-	-	50,000	-	50,000



IRRIGATION SYSTEM UPGRADES

CIP # MI04

Project Description

The City uses a landscape control system for its irrigation systems citywide. This project aims to upgrade outdated irrigation infrastructure with modern control systems that will make it easier to utilize the program and lead to further optimized water usage, and improved landscape health.

Status/Notes

New

FY 23-24 Budget

-

FY23-24 Actual Expenses

-

Unspent budget from FY 23-24 will carry over to FY 24-25

By Expense Category	FY 24-25	FY 25-26	FY 26-27	FY 27-28	FY 28-29	TOTAL
7111 - CIP Engineering & Observation	-	-	-	-	-	-
7146 - CIP Construction & Improvements	-	200,000	-	-	-	200,000
TOTAL	-	200,000	-	-	-	200,000

By Funding Source	FY 24-25	FY 25-26	FY 26-27	FY 27-28	FY 28-29	TOTAL
521 - Equipment Replacement		200,000				200,000
						-
						-
						-
TOTAL	-	200,000	-	-	-	200,000



For illustrative purposes only

AFFORDABLE HOUSING 16638-16675 PARAMOUNT

CIP # MI05

Project Description

Funding to assist a private mixed-use development for affordable housing units. Note: \$300,000 for this project is funded by the Housing Authority.

Status/Notes

New

FY 23-24 Budget

-

FY23-24 Actual Expenses

-

Unspent budget from FY 23-24 will carry over to FY 24-25

By Expense Category	FY 24-25	FY 25-26	FY 26-27	FY 27-28	FY 28-29	TOTAL
7111 - CIP Engineering & Observation	2,000,000	-	-	-	-	2,000,000
7146 - CIP Construction & Improvements	-	-	-	-	-	-
TOTAL	2,000,000	-	-	-	-	2,000,000

By Funding Source	FY 24-25	FY 25-26	FY 26-27	FY 27-28	FY 28-29	TOTAL
112 - Capital Projects Fund (ARPA)	1,700,000					1,700,000
214 - Paramount Housing Authority	300,000					300,000
						-
						-
						-
TOTAL	2,000,000	-	-	-	-	2,000,000



ROOF REPLACEMENT - PARAMOUNT GYM

CIP # MI06

Project Description

The existing roof of the Paramount Park Gymnasium is reaching the end of its lifespan and is showing signs of significant wear and deterioration. Regular inspections conducted by our maintenance team have identified multiple issues such as leaks, water damage, and structural weaknesses. Additionally, the project slated for installation of solar panels can not be completed until the roof has been replaced. The proposed project involves the complete replacement of the existing roof with a new, durable roofing system.

Status/Notes

New

FY 23-24 Budget

-

FY23-24 Actual Expenses

-

Unspent budget from FY 23-24 will carry over to FY 24-25

By Expense Category	FY 24-25	FY 25-26	FY 26-27	FY 27-28	FY 28-29	TOTAL
7111 - CIP Engineering & Observation	-	50,000	-	-	-	50,000
7146 - CIP Construction & Improvements	-	450,000	-	-	-	450,000
TOTAL	-	500,000	-	-	-	500,000

By Funding Source	FY 24-25	FY 25-26	FY 26-27	FY 27-28	FY 28-29	TOTAL
112 - Capital Projects Fund		500,000				500,000
						-
						-
						-
						-
TOTAL	-	500,000	-	-	-	500,000



ROOF REPLACEMENT - MARIPOSA

CIP # MI07

Project Description

The existing roof of the Mariposa Building at Progress Park is reaching the end of its lifespan and is showing signs of significant wear and deterioration. The proposed project involves the complete replacement of the existing roof with a new, durable roofing system.

Status/Notes

New

FY 23-24 Budget

-

FY23-24 Actual Expenses

-

Unspent budget from FY 23-24 will carry over to FY 24-25

By Expense Category	FY 24-25	FY 25-26	FY 26-27	FY 27-28	FY 28-29	TOTAL
7111 - CIP Engineering & Observation	-	50,000	-	-	-	50,000
7146 - CIP Construction & Improvements	-	25,000	-	-	-	25,000
TOTAL	-	75,000	-	-	-	75,000

By Funding Source	FY 24-25	FY 25-26	FY 26-27	FY 27-28	FY 28-29	TOTAL
Unf - Unfunded		75,000				75,000
						-
						-
						-
						-
TOTAL	-	75,000	-	-	-	75,000



ROOF REPLACEMENT - CITY YARD BACK BUILDINGS

CIP # MI08

Project Description

The existing roof at the City Yard is reaching the end of its lifespan and is showing signs of significant wear and deterioration. Regular inspections conducted by our maintenance team have identified multiple issues such as leaks, water damage, and structural weaknesses. The proposed project involves the complete replacement of the existing roof with a new, durable roofing system.

Status/Notes

New

FY 23-24 Budget

-

FY23-24 Actual Expenses

-

Unspent budget from FY 23-24 will carry over to FY 24-25

By Expense Category	FY 24-25	FY 25-26	FY 26-27	FY 27-28	FY 28-29	TOTAL
7111 - CIP Engineering & Observation	-	-	50,000	-	-	50,000
7146 - CIP Construction & Improvements	-	-	350,000	-	-	350,000
TOTAL	-	-	400,000	-	-	400,000

By Funding Source	FY 24-25	FY 25-26	FY 26-27	FY 27-28	FY 28-29	TOTAL
Unf - Unfunded			400,000			400,000
						-
						-
						-
						-
TOTAL	-	-	400,000	-	-	400,000



CITY HALL PATIO DECK REPAIRS

CIP # MI09

Project Description

The patio deck just outside the City Hall Kitchen has shown some signs of deterioration and warping. This project would replace the deck materials to ensure a functional and safe space for employees to have their lunch.

Status/Notes

New

FY 23-24 Budget

-


FY23-24 Actual Expenses

-

Unspent budget from FY 23-24 will carry over to FY 24-25

By Expense Category	FY 24-25	FY 25-26	FY 26-27	FY 27-28	FY 28-29	TOTAL
7111 - CIP Engineering & Observation	-	-	-	-	-	-
7146 - CIP Construction & Improvements	-	25,000	-	-	-	25,000
TOTAL	-	25,000	-	-	-	25,000

By Funding Source	FY 24-25	FY 25-26	FY 26-27	FY 27-28	FY 28-29	TOTAL
Unf - Unfunded		25,000				25,000
						-
						-
						-
TOTAL	-	25,000	-	-	-	25,000



FLOORING REPLACEMENT - CITY HALL TILE

CIP # MI10

Project Description

With the modernization of the City Hall facility ongoing, replacement of the tile to match throughout is needed. This would include the removal of all tile and replacement with a new product.

Status/Notes

New

FY 23-24 Budget

-

FY23-24 Actual Expenses

-

Unspent budget from FY 23-24 will carry over to FY 24-25

By Expense Category	FY 24-25	FY 25-26	FY 26-27	FY 27-28	FY 28-29	TOTAL
7111 - CIP Engineering & Observation	-	-	-	-	-	-
7146 - CIP Construction & Improvements	-	250,000	-	-	-	250,000
TOTAL	-	250,000	-	-	-	250,000

By Funding Source	FY 24-25	FY 25-26	FY 26-27	FY 27-28	FY 28-29	TOTAL
Unf - Unfunded		250,000				250,000
						-
						-
						-
						-
TOTAL	-	250,000	-	-	-	250,000



FLOORING REPLACEMENT - CITY HALL CARPET

CIP # MI11

Project Description

In order to enhance the visual appeal and functionality of the spaces at City Hall, we are proposing to replace the carpet to match the newly installed carpet in the downstairs conference room. With time and usage, the carpets have become worn, stained and lack continuity with the rest of the spaces.

Status/Notes

New

FY 23-24 Budget

-


FY23-24 Actual Expenses

-

Unspent budget from FY 23-24 will carry over to FY 24-25

By Expense Category	FY 24-25	FY 25-26	FY 26-27	FY 27-28	FY 28-29	TOTAL
7111 - CIP Engineering & Observation	-	-	-	-	-	-
7146 - CIP Construction & Improvements	-	250,000	-	-	-	250,000
TOTAL	-	250,000	-	-	-	250,000

By Funding Source	FY 24-25	FY 25-26	FY 26-27	FY 27-28	FY 28-29	TOTAL
Unf - Unfunded		250,000				250,000
						-
						-
						-
						-
TOTAL	-	250,000	-	-	-	250,000



BUILDING REPAINTING - MARIPOSA BUILDING

CIP # MI12

Project Description

A fresh coat of paint is needed in order to revitalize the aesthetic appeal and protect and preserve the underlying surfaces, contributing to the overall maintenance and longevity of the building at the Mariposa building at Progress Park.

Status/Notes

New

FY 23-24 Budget

-

FY23-24 Actual Expenses

-

Unspent budget from FY 23-24 will carry over to FY 24-25

By Expense Category	FY 24-25	FY 25-26	FY 26-27	FY 27-28	FY 28-29	TOTAL
7111 - CIP Engineering & Observation	-	-	-	-	-	-
7146 - CIP Construction & Improvements	-	100,000	-	-	-	100,000
TOTAL	-	100,000	-	-	-	100,000

By Funding Source	FY 24-25	FY 25-26	FY 26-27	FY 27-28	FY 28-29	TOTAL
Unf - Unfunded		100,000				100,000
						-
						-
						-
						-
TOTAL	-	100,000	-	-	-	100,000



BUILDING REPAINTING - CLEARWATER

CIP # MI13

Project Description

A fresh coat of paint is needed in order to revitalize the aesthetic appeal and protect and preserve the underlying surfaces, contributing to the overall maintenance and longevity of the building at the Clearwater building.

Status/Notes

New

FY 23-24 Budget

-

FY23-24 Actual Expenses

-

Unspent budget from FY 23-24 will carry over to FY 24-25

By Expense Category	FY 24-25	FY 25-26	FY 26-27	FY 27-28	FY 28-29	TOTAL
7111 - CIP Engineering & Observation	-	-	-	-	-	-
7146 - CIP Construction & Improvements	-	-	100,000	-	-	100,000
TOTAL	-	-	100,000	-	-	100,000

By Funding Source	FY 24-25	FY 25-26	FY 26-27	FY 27-28	FY 28-29	TOTAL
Unf - Unfunded			100,000			100,000
						-
						-
						-
						-
TOTAL	-	-	100,000	-	-	100,000



BUILDING REPAINTING - CITY YARD

CIP # MI14

Project Description

A fresh coat of paint is needed in order to revitalize the aesthetic appeal and protect and preserve the underlying surfaces, contributing to the overall maintenance and longevity of the building at the City Yard building.

Status/Notes

New

FY 23-24 Budget

-

FY23-24 Actual Expenses

-

Unspent budget from FY 23-24 will carry over to FY 24-25

By Expense Category	FY 24-25	FY 25-26	FY 26-27	FY 27-28	FY 28-29	TOTAL
7111 - CIP Engineering & Observation	-	-	-	-	-	-
7146 - CIP Construction & Improvements	-	-	-	60,000	-	60,000
TOTAL	-	-	-	60,000	-	60,000

By Funding Source	FY 24-25	FY 25-26	FY 26-27	FY 27-28	FY 28-29	TOTAL
Unf - Unfunded				60,000		60,000
						-
						-
						-
						-
TOTAL	-	-	-	60,000	-	60,000



BUILDING REPAINTING - CITY HALL

CIP # MI15

Project Description

A fresh coat of paint is needed in order to revitalize the aesthetic appeal and protect and preserve the underlying surfaces, contributing to the overall maintenance and longevity of the building at the City Hall building.

Status/Notes

New

FY 23-24 Budget

-

FY23-24 Actual Expenses

-

Unspent budget from FY 23-24 will carry over to FY 24-25

By Expense Category	FY 24-25	FY 25-26	FY 26-27	FY 27-28	FY 28-29	TOTAL
7111 - CIP Engineering & Observation	-	-	-	-	-	-
7146 - CIP Construction & Improvements	-	-	-	60,000	-	60,000
TOTAL	-	-	-	60,000	-	60,000

By Funding Source	FY 24-25	FY 25-26	FY 26-27	FY 27-28	FY 28-29	TOTAL
Unf - Unfunded				60,000		60,000
						-
						-
						-
TOTAL	-	-	-	60,000	-	60,000



BUILDING REPAINTING - SPANE PARK

CIP # MI16

Project Description

A fresh coat of paint is needed in order to revitalize the aesthetic appeal and protect and preserve the underlying surfaces, contributing to the overall maintenance and longevity of the building at the Spane Park building.

Status/Notes

New

FY 23-24 Budget

-

FY23-24 Actual Expenses

-

Unspent budget from FY 23-24 will carry over to FY 24-25

By Expense Category	FY 24-25	FY 25-26	FY 26-27	FY 27-28	FY 28-29	TOTAL
7111 - CIP Engineering & Observation	-	-	-	-	-	-
7146 - CIP Construction & Improvements	-	-	-	-	100,000	100,000
TOTAL	-	-	-	-	100,000	100,000

By Funding Source	FY 24-25	FY 25-26	FY 26-27	FY 27-28	FY 28-29	TOTAL
Unf - Unfunded					100,000	100,000
						-
						-
						-
						-
TOTAL	-	-	-	-	100,000	100,000



DOWNTOWN ELECTRICAL UPGRADES

CIP # MI17

Project Description

Installation of electrical conduit and receptacles to provide a power source to all tree wells on Paramount Boulevard from the Civic Center to Madison as well as the median north of Alondra. By strategically placing conduits and fixtures, we aim to create a dazzling display that will delight residents, visitors, and families, fostering a sense of community and holiday spirit.

Status/Notes

New

FY 23-24 Budget

-

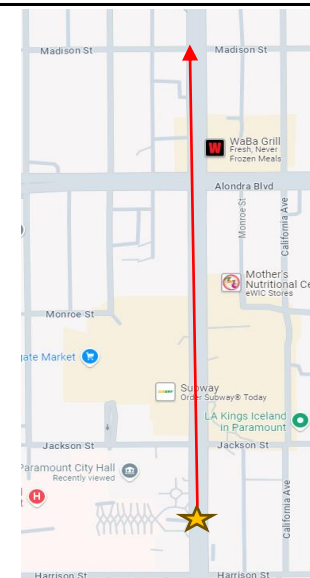
FY23-24 Actual Expenses

-

Unspent budget from FY 23-24 will carry over to FY 24-25

By Expense Category	FY 24-25	FY 25-26	FY 26-27	FY 27-28	FY 28-29	TOTAL
7111 - CIP Engineering & Observation	50,000	-	-	-	-	50,000
7146 - CIP Construction & Improvements	350,000	-	-	-	-	350,000
TOTAL	400,000	-	-	-	-	400,000

By Funding Source	FY 24-25	FY 25-26	FY 26-27	FY 27-28	FY 28-29	TOTAL
112 - Capital Projects Fund	229,800					229,800
297 - Community Benefit Agreement (World	170,200					170,200
						-
						-
						-
TOTAL	400,000	-	-	-	-	400,000



EXTERIOR STAIR REPLACEMENT

CIP # MI19

Project Description

Design and replacement of aging exterior stairs at the Clearwater Building.

Status/Notes

New

FY 23-24 Budget

-


FY23-24 Actual Expenses

-

Unspent budget from FY 23-24 will carry over to FY 24-25

By Expense Category	FY 24-25	FY 25-26	FY 26-27	FY 27-28	FY 28-29	TOTAL
7111 - CIP Engineering & Observation	-	50,000	-	-	-	50,000
7146 - CIP Construction & Improvements	-	150,000	-	-	-	150,000
TOTAL	-	200,000	-	-	-	200,000

By Funding Source	FY 24-25	FY 25-26	FY 26-27	FY 27-28	FY 28-29	TOTAL
Unf - Unfunded		200,000				200,000
						-
						-
						-
						-
TOTAL	-	200,000	-	-	-	200,000



CITY YARD BACK BUILDING SECOND FLOOR REINFORCEMENT

CIP # MI20

Project Description

Reinforcement of the second floor of the City Yard facility building.

Status/Notes

New

FY 23-24 Budget

-

FY23-24 Actual Expenses

-

Unspent budget from FY 23-24 will carry over to FY 24-25

By Expense Category	FY 24-25	FY 25-26	FY 26-27	FY 27-28	FY 28-29	TOTAL
7111 - CIP Engineering & Observation	-	120,000	-	-	-	120,000
7146 - CIP Construction & Improvements	-	600,000	-	-	-	600,000
TOTAL	-	720,000	-	-	-	720,000

By Funding Source	FY 24-25	FY 25-26	FY 26-27	FY 27-28	FY 28-29	TOTAL
Unf - Unfunded		720,000				720,000
						-
						-
						-
						-
TOTAL	-	720,000	-	-	-	720,000



CITY FACILITY SECURITY CAMERA AND ALARM UPGRADES

CIP # MI22

Project Description

Citywide security upgrade that includes new cameras, updated key access control, and a revamped alarm system

Status/Notes

New

FY 23-24 Budget

-

FY23-24 Actual Expenses

-

Unspent budget from FY 23-24 will carry over to FY 24-25

By Expense Category	FY 24-25	FY 25-26	FY 26-27	FY 27-28	FY 28-29	TOTAL
7111 - CIP Engineering & Observation	-	-	-	-	-	-
7146 - CIP Construction & Improvements	-	500,000	500,000	-	-	1,000,000
TOTAL	-	500,000	500,000	-	-	1,000,000

By Funding Source	FY 24-25	FY 25-26	FY 26-27	FY 27-28	FY 28-29	TOTAL
Unf - Unfunded		500,000	500,000			1,000,000
						-
						-
						-
						-
TOTAL	-	500,000	500,000	-	-	1,000,000



CITY STORAGE LOT SECURITY UPGRADES

CIP # MI23

Project Description

Improved security and facility enhancements to alternative City storage lot.

Status/Notes

New

FY 23-24 Budget

-


FY23-24 Actual Expenses

-

Unspent budget from FY 23-24 will carry over to FY 24-25

By Expense Category	FY 24-25	FY 25-26	FY 26-27	FY 27-28	FY 28-29	TOTAL
7111 - CIP Engineering & Observation	-	150,000	-	-	-	150,000
7146 - CIP Construction & Improvements	-	-	-	-	-	-
TOTAL	-	150,000	-	-	-	150,000

By Funding Source	FY 24-25	FY 25-26	FY 26-27	FY 27-28	FY 28-29	TOTAL
Unf - Unfunded		150,000				150,000
						-
						-
						-
						-
TOTAL	-	150,000	-	-	-	150,000



DILLS PARK IRRIGATION REPAIRS

CIP # MI24

Project Description
Repairs to the Dills Park irrigation system.

Status/Notes
New

FY 23-24 Budget	-	FY23-24 Actual Expenses	-
Unspent budget from FY 23-24 will carry over to FY 24-25			

By Expense Category	FY 24-25	FY 25-26	FY 26-27	FY 27-28	FY 28-29	TOTAL
7111 - CIP Engineering & Observation	50,000	-	-	-	-	50,000
7146 - CIP Construction & Improvements	250,000	-	-	-	-	250,000
TOTAL	300,000	-	-	-	-	300,000

By Funding Source	FY 24-25	FY 25-26	FY 26-27	FY 27-28	FY 28-29	TOTAL
112 - Capital Projects Fund	300,000					300,000
						-
						-
						-
						-
TOTAL	300,000	-	-	-	-	300,000



SPANE PARK STORMWATER CAPTURE

CIP # 9295

Project Description

Design and construction of a regional stormwater capture and infiltration facility located at Spane Park beneath the open space of the existing park surface. The scope of the project will include: Diversion and pre treatment system, an underground storage reservoir, infiltration and filtration element, nature based solutions (e.g. bioswale, ephemeral stream, LID BMPs in parking lots) and surface improvements including a new soccer field, picnic shelter, and vegetation.

Status/Notes

In design, Carryover to FY25

FY 23-24 Budget

335,530

FY23-24 Actual Expenses

139,660

Unspent budget from FY 23-24 will carry over to FY 24-25

By Expense Category	FY 24-25	FY 25-26	FY 26-27	FY 27-28	FY 28-29	TOTAL
7111 - CIP Engineering & Observation	100,000	700,000	430,000	500,000	-	1,730,000
7146 - CIP Construction & Improvements	-	7,000,000	4,300,000	5,000,000	-	16,300,000
TOTAL	100,000	7,700,000	4,730,000	5,500,000	-	18,030,000

By Funding Source	FY 24-25	FY 25-26	FY 26-27	FY 27-28	FY 28-29	TOTAL
289 - Measure W	100,000	7,700,000	4,730,000	5,500,000	-	18,030,000
						-
						-
						-
						-
TOTAL	100,000	7,700,000	4,730,000	5,500,000	-	18,030,000



PROGRESS PARK EXTERIOR LIGHTING REPLACEMENT

CIP # 9391

Project Description

Removal of Edison light poles and installation of new LED lighting around Progress Park. Utilizing LED lighting allows for improved illumination quality, and reduced energy consumption.

Status/Notes

In design, Carryover to FY25

FY 23-24 Budget

245,000

FY23-24 Actual Expenses

-

Unspent budget from FY 23-24 will carry over to FY 24-25

By Expense Category	FY 24-25	FY 25-26	FY 26-27	FY 27-28	FY 28-29	TOTAL
7111 - CIP Engineering & Observation	-	-	-	-	-	-
7146 - CIP Construction & Improvements	-	-	-	-	-	-
TOTAL	-	-	-	-	-	-

By Funding Source	FY 24-25	FY 25-26	FY 26-27	FY 27-28	FY 28-29	TOTAL
112 - Capital Projects Fund (ARPA)						-
						-
						-
						-
TOTAL	-	-	-	-	-	-



EV CHARGING STATIONS EDISON CHARGE READY PROGRAM

CIP # 9393

Project Description

In July of 2021, Southern California Edison (SCE) announced a new program, Charge Ready, to create a vehicle charging infrastructure program where over 38,000 new charging stations will be installed throughout the region. Staff applied for the Charge Ready program for 10 charging ports at Paramount Park and another 12 at Progress Park. We have received approval from SCE for both projects, however this project includes minor costs for installation of charging stations.

Status/Notes

In design, Carryover to FY25

FY 23-24 Budget

25,000

FY23-24 Actual Expenses

6,800

Unspent budget from FY 23-24 will carry over to FY 24-25

By Expense Category	FY 24-25	FY 25-26	FY 26-27	FY 27-28	FY 28-29	TOTAL
7111 - CIP Engineering & Observation	-	-	-	-	-	-
7146 - CIP Construction & Improvements	-	-	-	-	-	-
TOTAL	-	-	-	-	-	-

By Funding Source	FY 24-25	FY 25-26	FY 26-27	FY 27-28	FY 28-29	TOTAL
225 - AB2766 Subvention						-
						-
						-
						-
						-
TOTAL	-	-	-	-	-	-



PARAMOUNT POOL HEATER CONVERSION

CIP # 9491

Project Description

This project is exploring options for potential conversion of the Paramount Park Pool heater to an energy efficient system.

Status/Notes

In design, Carryover to FY25

FY 23-24 Budget

115,000

FY23-24 Actual Expenses

-

Unspent budget from FY 23-24 will carry over to FY 24-25

By Expense Category	FY 24-25	FY 25-26	FY 26-27	FY 27-28	FY 28-29	TOTAL
7111 - CIP Engineering & Observation	-	-	-	-	-	-
7146 - CIP Construction & Improvements	-	-	-	-	-	-
TOTAL	-	-	-	-	-	-

By Funding Source	FY 24-25	FY 25-26	FY 26-27	FY 27-28	FY 28-29	TOTAL
211 - Comm Dev Block Grant (CDBG)						-
						-
						-
						-
TOTAL	-	-	-	-	-	-



LIGHTING CONTROL SYSTEM

CIP # 9492

Project Description

Installation of a lighting control system for All American Park.

Status/Notes

Completed

FY 23-24 Budget

250,000

FY23-24 Actual Expenses

250,085

Unspent budget from FY 23-24 will carry over to FY 24-25

By Expense Category	FY 24-25	FY 25-26	FY 26-27	FY 27-28	FY 28-29	TOTAL
7111 - CIP Engineering & Observation	-	-	-	-	-	-
7146 - CIP Construction & Improvements	-	-	-	-	-	-
TOTAL	-	-	-	-	-	-

By Funding Source	FY 24-25	FY 25-26	FY 26-27	FY 27-28	FY 28-29	TOTAL
112 - Capital Projects Fund (ARPA)						-
						-
						-
						-
TOTAL	-	-	-	-	-	-



WILLDAN ENERGY AUDIT PROJECT

CIP # 9493

Project Description

On March 28, 2023, the City Council approved a Contingent Design and Engineering Services agreement with Willdan Energy Solutions (WES). This approval authorized the City to initiate a comprehensive energy efficiency analysis, involving multiple tasks at various City sites and buildings. WES provided recommendations for projects that not only cut energy costs for the City, but also align with the objectives outlined in the City's Climate Action Plan (CAP). The projects include the installation of solar photovoltaic systems at Paramount Park and City Yard, and an Electric Vehicle Quick Charger installation at the City Yard.

Status/Notes

In Progress, Carryover to FY25

FY 23-24 Budget

1,584,850

FY23-24 Actual Expenses

732,979

Unspent budget from FY 23-24 will carry over to FY 24-25

By Expense Category	FY 24-25	FY 25-26	FY 26-27	FY 27-28	FY 28-29	TOTAL
7111 - CIP Engineering & Observation	-	-	-	-	-	-
7146 - CIP Construction & Improvements	-	-	-	-	-	-
TOTAL	-	-	-	-	-	-

By Funding Source	FY 24-25	FY 25-26	FY 26-27	FY 27-28	FY 28-29	TOTAL
112 - Capital Projects Fund						-
						-
						-
						-
TOTAL	-	-	-	-	-	-



LED LIGHTING CONVERSION

CIP # SU01

Project Description

Upgrading existing lighting infrastructure to energy-efficient LED technology at Paramount Pool and Clearwater Buildings. Utilizing LED lighting allows for improved illumination quality, and reduced energy consumption.

Status/Notes

New

FY 23-24 Budget

-


FY23-24 Actual Expenses

-

Unspent budget from FY 23-24 will carry over to FY 24-25

By Expense Category	FY 24-25	FY 25-26	FY 26-27	FY 27-28	FY 28-29	TOTAL
7111 - CIP Engineering & Observation	-	-	-	-	-	-
7146 - CIP Construction & Improvements	-	-	75,000	-	-	75,000
TOTAL	-	-	75,000	-	-	75,000

By Funding Source	FY 24-25	FY 25-26	FY 26-27	FY 27-28	FY 28-29	TOTAL
Unf - Unfunded			75,000			75,000
						-
						-
						-
						-
TOTAL	-	-	75,000	-	-	75,000



DRYWELL INSTALLATION - MEADOWS AND VILLAGE PARKS

CIP # SU02

Project Description

As stewards of our community's green spaces, we recognize the importance of sustainable stormwater management in preserving the natural beauty and functionality of our parks. The Drywell Installation Project at Meadows Park and Village Park represents a proactive approach to address stormwater runoff challenges and enhance the environmental resilience of our park.

Status/Notes

New

FY 23-24 Budget

-

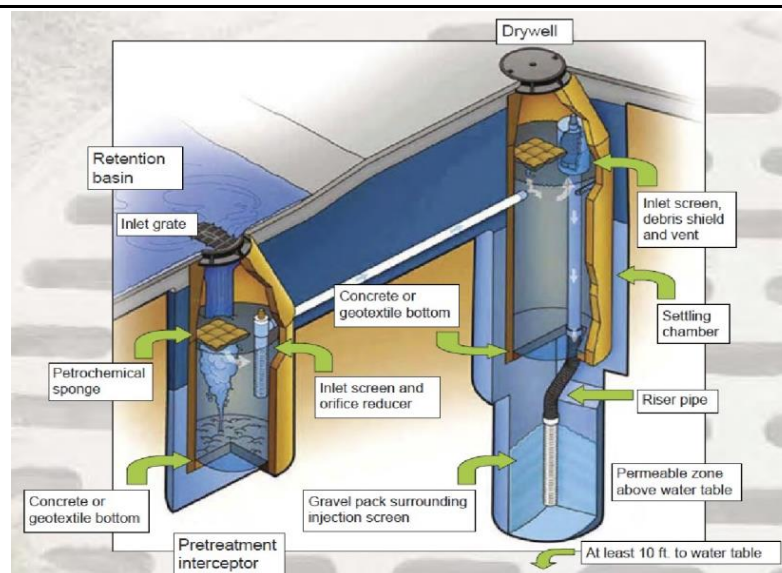
Unspent budget from FY 23-24 will carry over to FY 24-25

FY23-24 Actual Expenses

-

By Expense Category	FY 24-25	FY 25-26	FY 26-27	FY 27-28	FY 28-29	TOTAL
7111 - CIP Engineering & Observation	15,000	-	-	-	-	15,000
7146 - CIP Construction & Improvements	400,000	-	-	-	-	400,000
TOTAL	415,000	-	-	-	-	415,000

By Funding Source	FY 24-25	FY 25-26	FY 26-27	FY 27-28	FY 28-29	TOTAL
289 - Measure W	415,000					415,000
						-
						-
						-
						-
TOTAL	415,000	-	-	-	-	415,000



DRYWELL INSTALLATION - GARFIELD AND PEQUENO PARKS

CIP # SU03

Project Description

As stewards of our community's green spaces, we recognize the importance of sustainable stormwater management in preserving the natural beauty and functionality of our parks. The Drywell Installation Project at Garfield Park and Pequeno Park represents a proactive approach to address stormwater runoff challenges and enhance the environmental resilience of our park.

Status/Notes

New

FY 23-24 Budget

-

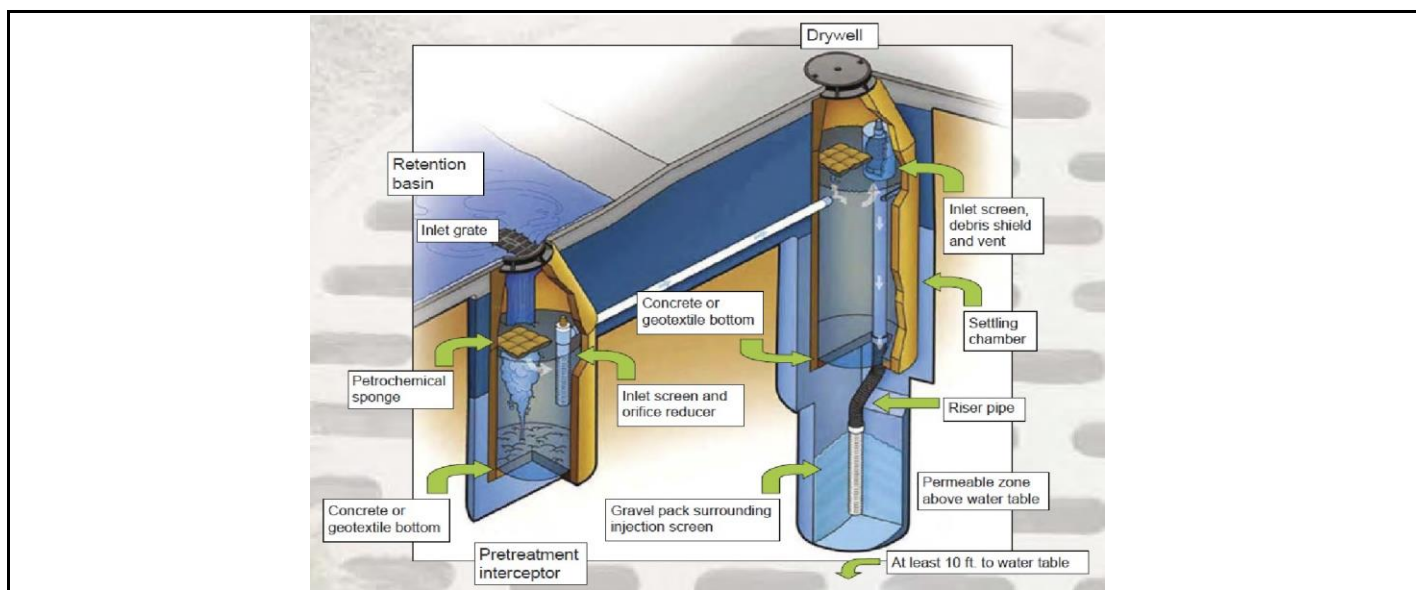
Unspent budget from FY 23-24 will carry over to FY 24-25

FY23-24 Actual Expenses

-

By Expense Category	FY 24-25	FY 25-26	FY 26-27	FY 27-28	FY 28-29	TOTAL
7111 - CIP Engineering & Observation	-	15,000	-	-	-	15,000
7146 - CIP Construction & Improvements	-	400,000	-	-	-	400,000
TOTAL	-	415,000	-	-	-	415,000

By Funding Source	FY 24-25	FY 25-26	FY 26-27	FY 27-28	FY 28-29	TOTAL
289 - Measure W		415,000				415,000
						-
						-
						-
						-
TOTAL	-	415,000	-	-	-	415,000



ENERGY EFFICIENCY UPGRADES

CIP # SU04

Project Description

Replacement of electrical switches to dimmers and/or motion sensors.

Status/Notes

New

FY 23-24 Budget

-

FY23-24 Actual Expenses

-

Unspent budget from FY 23-24 will carry over to FY 24-25

By Expense Category	FY 24-25	FY 25-26	FY 26-27	FY 27-28	FY 28-29	TOTAL
7111 - CIP Engineering & Observation	-	-	-	-	-	-
7146 - CIP Construction & Improvements	-	-	75,000	-	-	75,000
TOTAL	-	-	75,000	-	-	75,000

By Funding Source	FY 24-25	FY 25-26	FY 26-27	FY 27-28	FY 28-29	TOTAL
Unf - Unfunded			75,000			75,000
						-
						-
						-
						-
TOTAL	-	-	75,000	-	-	75,000



LIGHTING CONTROL SYSTEM

CIP # SU05

Project Description

Installation of a lighting control system for City Hall Parking Lot. This project involves the installation of sensors, controllers, and software to manage lighting levels based on occupancy and daylight availability. Systems like these will reduced energy costs and improve safety.

Status/Notes

New

FY 23-24 Budget

-

FY23-24 Actual Expenses

-

Unspent budget from FY 23-24 will carry over to FY 24-25

By Expense Category	FY 24-25	FY 25-26	FY 26-27	FY 27-28	FY 28-29	TOTAL
7111 - CIP Engineering & Observation	-	-	-	-	-	-
7146 - CIP Construction & Improvements	-	30,000	-	-	-	30,000
TOTAL	-	30,000	-	-	-	30,000

By Funding Source	FY 24-25	FY 25-26	FY 26-27	FY 27-28	FY 28-29	TOTAL
Unf - Unfunded		30,000				30,000
						-
						-
						-
						-
TOTAL	-	30,000	-	-	-	30,000



LIGHTING CONTROL SYSTEM FOR THE SUBSTATION

CIP # SU06

Project Description

Installation of a lighting control system for Substation Parking Lot. This project involves the installation of sensors, controllers, and software to manage lighting levels based on occupancy and daylight availability. Systems like these will reduced energy costs and improve safety.

Status/Notes

New

FY 23-24 Budget

-

FY23-24 Actual Expenses

-

Unspent budget from FY 23-24 will carry over to FY 24-25

By Expense Category	FY 24-25	FY 25-26	FY 26-27	FY 27-28	FY 28-29	TOTAL
7111 - CIP Engineering & Observation	-	-	-	40,000	-	40,000
7146 - CIP Construction & Improvements	-	-	-	-	-	-
TOTAL	-	-	-	40,000	-	40,000

By Funding Source	FY 24-25	FY 25-26	FY 26-27	FY 27-28	FY 28-29	TOTAL
Unf - Unfunded				40,000		40,000
						-
						-
						-
						-
TOTAL	-	-	-	40,000	-	40,000



HVAC CONTROL SYSTEM

CIP # SU07

Project Description

Installation of a HVAC smart control system to monitor and regulate temperature and energy consumption at City Facilities. Integrating intelligent sensors, data analytics, and remote monitoring capabilities, we would be able to minimize operational costs and environmental impact.

Status/Notes

New

FY 23-24 Budget

-

FY23-24 Actual Expenses

-

Unspent budget from FY 23-24 will carry over to FY 24-25

By Expense Category	FY 24-25	FY 25-26	FY 26-27	FY 27-28	FY 28-29	TOTAL
7111 - CIP Engineering & Observation	-	-	-	-	-	-
7146 - CIP Construction & Improvements	-	-	-	500,000	-	500,000
TOTAL	-	-	-	500,000	-	500,000

By Funding Source	FY 24-25	FY 25-26	FY 26-27	FY 27-28	FY 28-29	TOTAL
Unf - Unfunded				500,000		500,000
						-
						-
						-
						-
TOTAL	-	-	-	500,000	-	500,000

